



Memorial Sloan Kettering  
Cancer Center

2017 ANNUAL REPORT

# ONE MSK



A dense field of human T cells, appearing as numerous small, circular, blue-tinted structures with distinct nuclei, filling the frame. The cells are arranged in a somewhat regular pattern, typical of a cell culture. A white circle is overlaid on the lower-left portion of the image, containing the text 'ONE FOCUS'.

**ONE FOCUS**

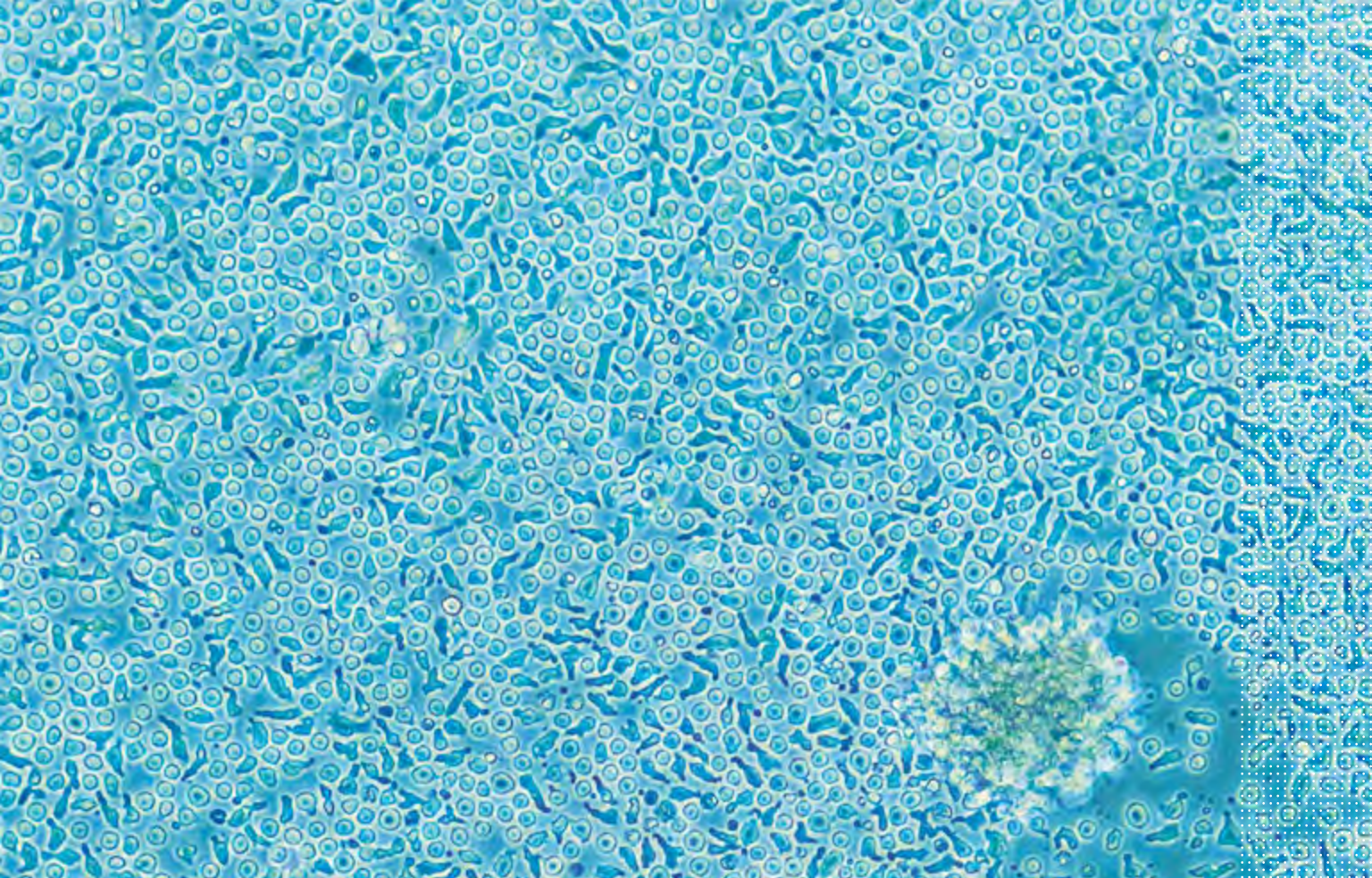
This image, from the lab of Michel Sadelain, shows human T cells that have been stimulated to grow. Using the genome-editing tool CRISPR, scientists insert a specific gene into a very precise location within the cells that makes them more effective at killing leukemia cells.

OUR  
SINGULAR  
FOCUS ON  
**CANCER**  
DRIVES  
ALL OF OUR  
EFFORTS.



**ONE** MSK

**THE INSIDE STORY**  
A SNAPSHOT OF 2017 AT MSK



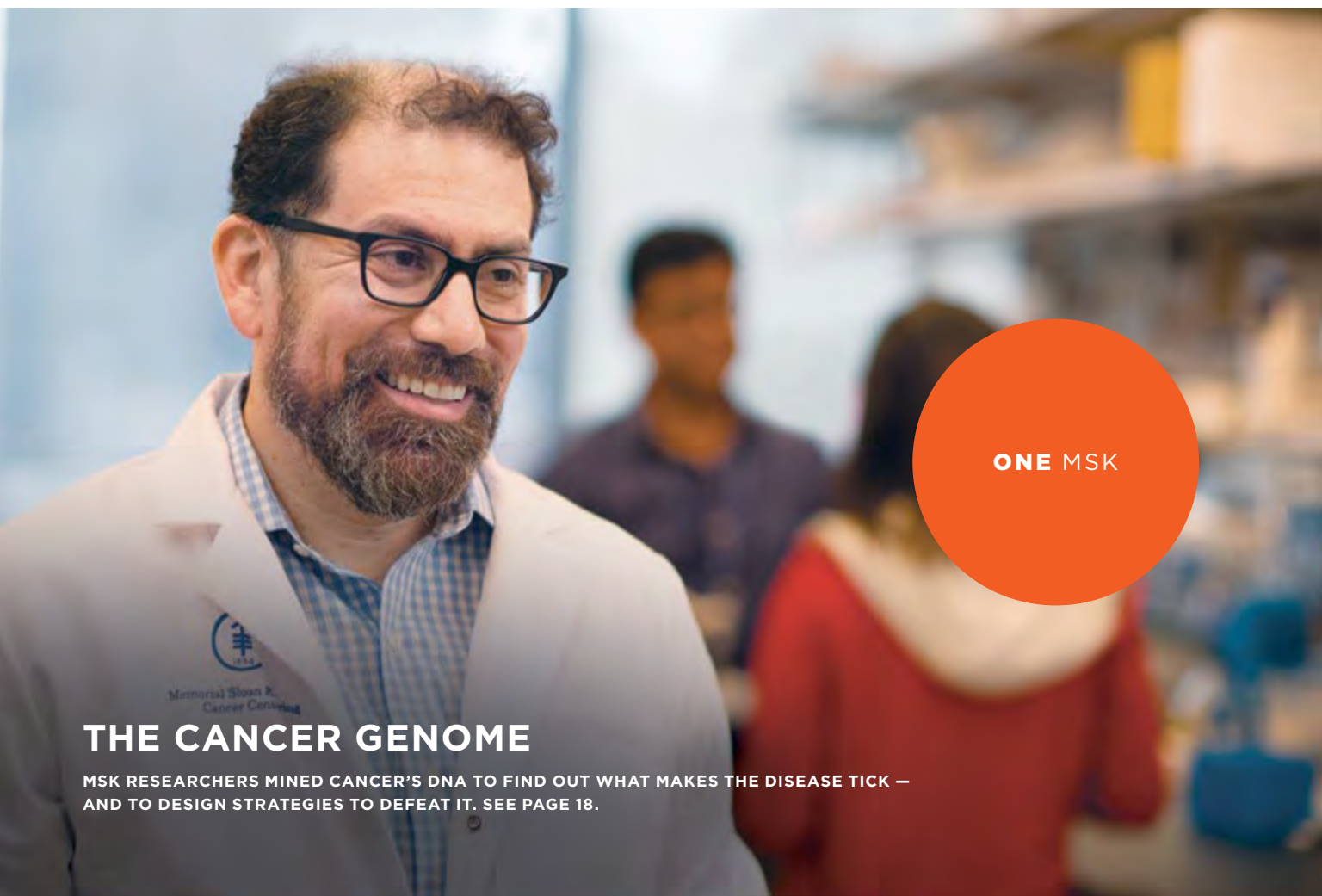
**ONE** FOCUS

## CAR T CELL THERAPY

A GROUNDBREAKING TREATMENT PIONEERED BY MSK RESEARCHERS  
PASSED A SIGNIFICANT MILESTONE. SEE PAGE 8.



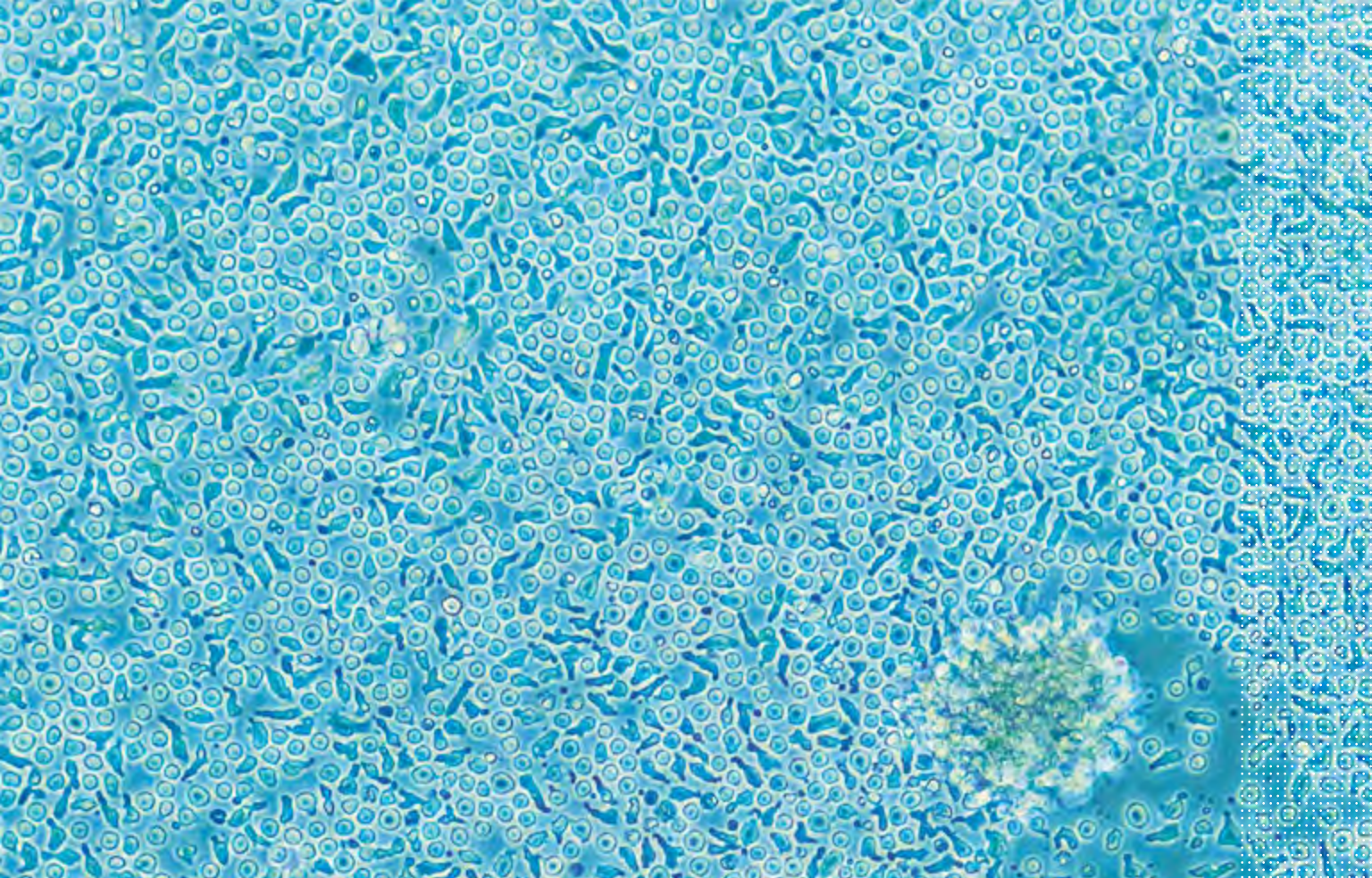
OUR  
SINGULAR  
FOCUS ON  
**CANCER**  
DRIVES  
ALL OF OUR  
EFFORTS.



**ONE** MSK

## THE CANCER GENOME

MSK RESEARCHERS MINED CANCER'S DNA TO FIND OUT WHAT MAKES THE DISEASE TICK — AND TO DESIGN STRATEGIES TO DEFEAT IT. SEE PAGE 18.



**ONE FOCUS**

# MSK-IMPACT

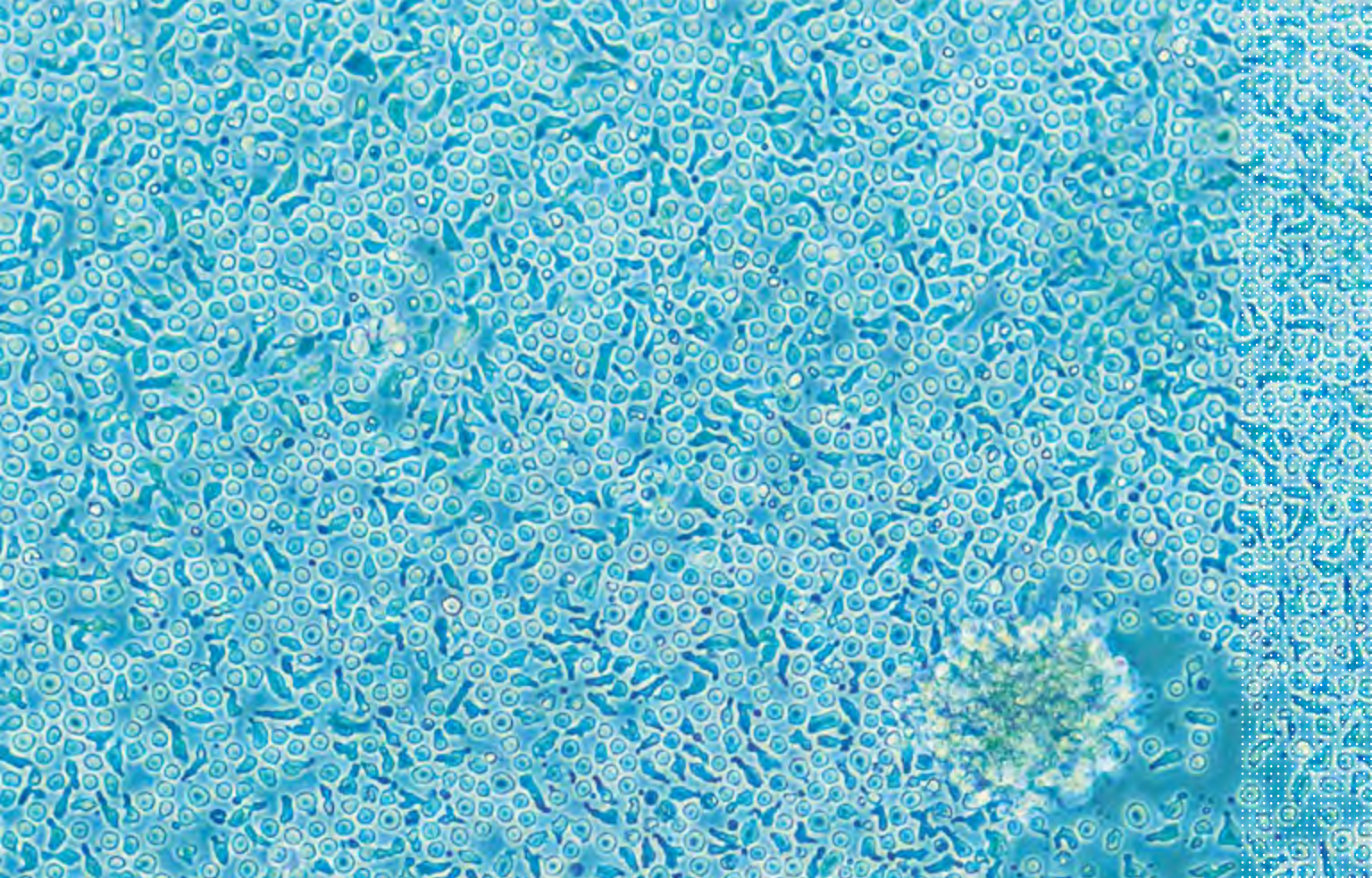
GENETIC SEQUENCING TOLD PEOPLE THE STORY OF THEIR CANCER AND GAVE SCIENTISTS DETAILS TO PERSONALIZE TREATMENT. SEE PAGE 26.

OUR  
SINGULAR  
FOCUS ON  
**CANCER**  
DRIVES  
ALL OF OUR  
EFFORTS.



## CLINICAL TRIALS

DRUGS DEVELOPED AND TESTED AT MSK LED TO A NUMBER OF FIRSTS, INCLUDING THE FIRST TREATMENT TO REHABILITATE CANCER CELLS AND THE FIRST TREATMENT FOR A RARE BLOOD DISORDER. SEE PAGE 34.



**ONE** FOCUS

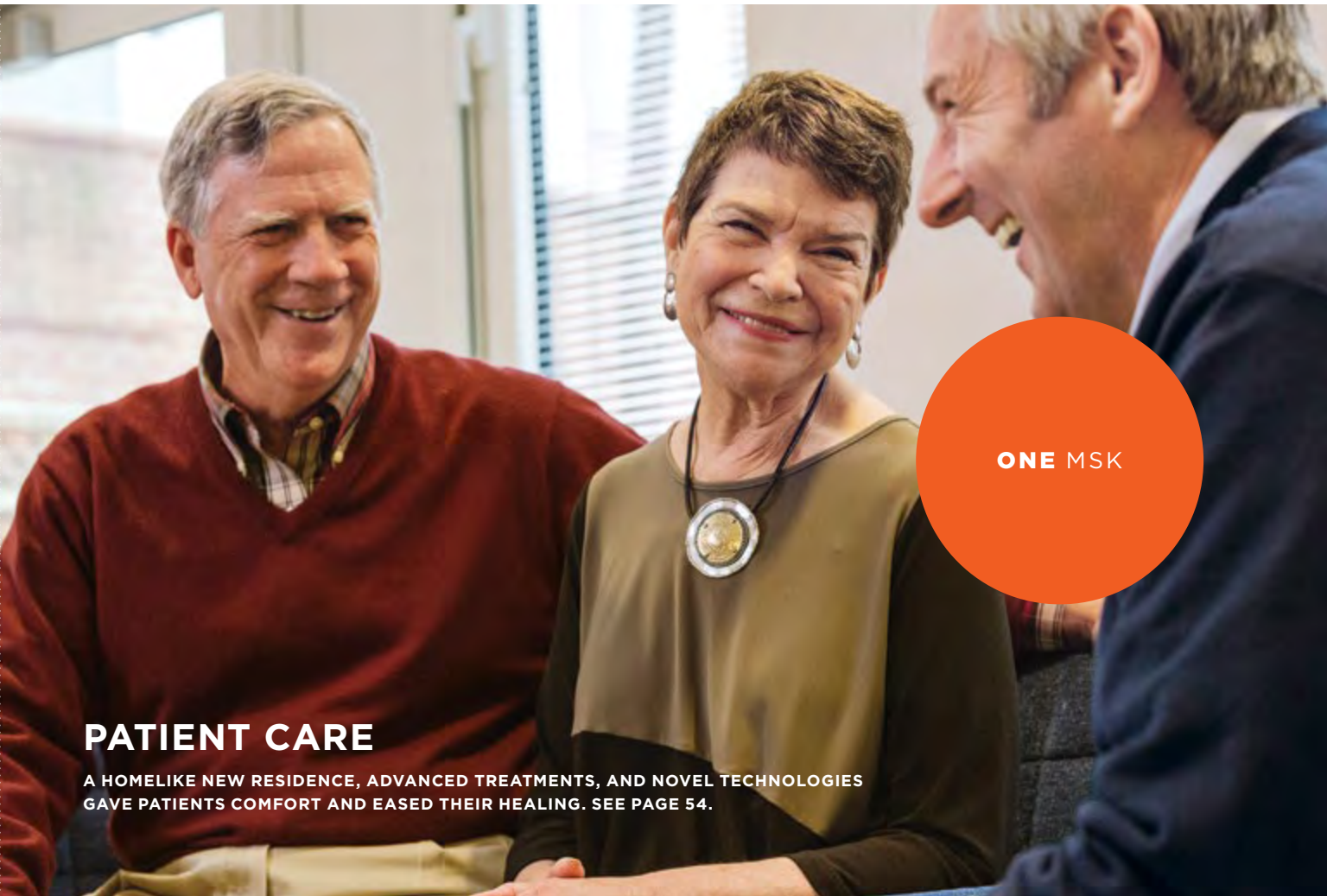
## **BASIC SCIENCE**

SCIENTISTS IN THE SLOAN KETTERING INSTITUTE MADE FUNDAMENTAL DISCOVERIES ABOUT THE STRUCTURE OF PROTEINS, A MUTATION CAUSING A RARE CANCER, AND THE TRIGGERS DRIVING CANCER'S SPREAD. SEE PAGE 44.



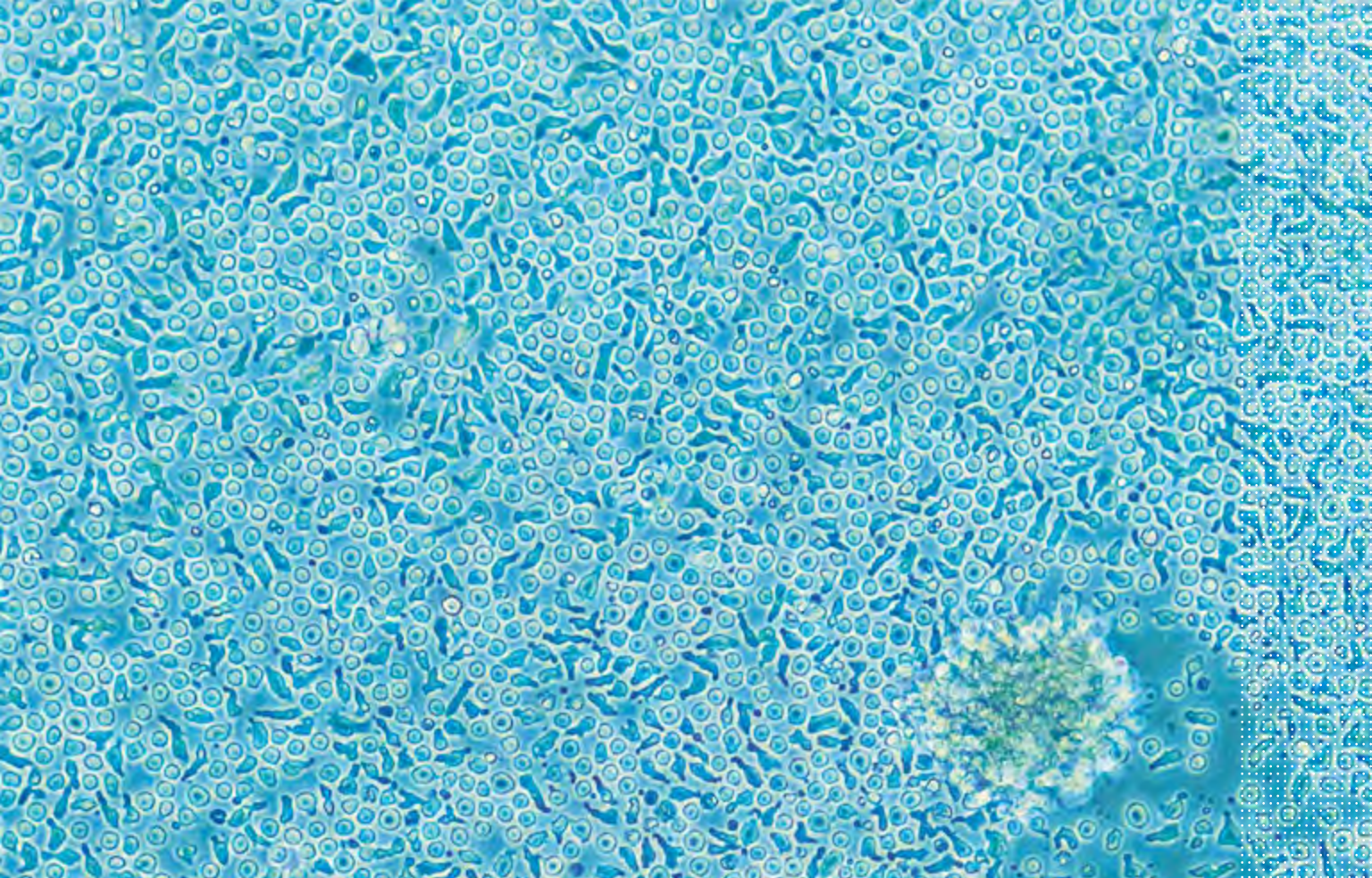


OUR  
SINGULAR  
FOCUS ON  
**CANCER**  
DRIVES  
ALL OF OUR  
EFFORTS.



## **PATIENT CARE**

A HOMELIKE NEW RESIDENCE, ADVANCED TREATMENTS, AND NOVEL TECHNOLOGIES  
GAVE PATIENTS COMFORT AND EASED THEIR HEALING. SEE PAGE 54.



**ONE** FOCUS



**SEE WHAT A TEAM OF REMARKABLE PEOPLE WITH AN UNMATCHED DEDICATION TO CHANGING CANCER CAN DO IN JUST ONE YEAR.**

OUR  
SINGULAR  
FOCUS ON  
**CANCER**  
DRIVES  
ALL OF OUR  
EFFORTS.





## CONTENTS

THE CLINIMACS SYSTEM IS USED TO PURIFY T CELLS FROM PATIENTS. ONCE PURIFIED, THE CELLS CAN BE MODIFIED WITH THE CHIMERIC ANTIGEN RECEPTOR GENE TO BECOME CAR T CELLS.

---

**04**

**MESSAGE FROM THE CHAIRMAN AND THE PRESIDENT**

---

**08**

**FOCUS ON  
CAR T CELL THERAPY**

---

**34**

**FOCUS ON  
CLINICAL TRIALS**

---

**18**

**FOCUS ON  
THE CANCER GENOME**

---

**44**

**FOCUS ON  
BASIC SCIENCE**

---

**26**

**FOCUS ON  
MSK-IMPACT**

---

**54**

**FOCUS ON  
PATIENT CARE**

**72** STATISTICAL PROFILE

**77** LEADERSHIP

**74** FINANCIAL SUMMARY

**79** DONORS TO  
MEMORIAL SLOAN KETTERING

**76** BOARDS OF OVERSEERS  
AND MANAGERS

**96** THE SOCIETY OF MEMORIAL  
SLOAN KETTERING



**Craig B. Thompson**  
President and  
Chief Executive Officer

**Douglas A. Warner III**  
Chair, Boards of Overseers  
and Managers

## **MESSAGE FROM THE CHAIRMAN AND THE PRESIDENT**

Memorial Sloan Kettering’s singular focus on cancer — as true today as it was more than 130 years ago — sets our organization apart in New York City, the nation, and the world. The impact of our collective efforts can be seen in the dedicated workforce of more than 17,000 people, in scientific research that fundamentally changes the understanding of biology, and in clinical innovation that delivers new treatments and better care to thousands of people every year. Woven together, these threads form “One MSK.”

“

Our commitment to basic research is both substantial and sustained, and resulted in discoveries that once again yielded accolades in 2017. The Nature Index ranked the work of our research faculty, and specifically the scientists at the Sloan Kettering Institute, as number one among cancer research organizations.”

Our commitment to basic research is both substantial and sustained, and resulted in discoveries that once again yielded accolades in 2017. The Nature Index ranked the work of our research faculty, and specifically the scientists at the Sloan Kettering Institute, as number one among cancer research organizations. In just two examples, Nikola Pavletich and Haijuan Yang mapped the structure of mTOR, a crucial growth regulator in cancer, in work enabled by a new cryo-electron microscope installed in 2017. And Scott Lowe, elected to the National Academy of Sciences in 2017, and colleagues used the gene-editing tool CRISPR to demonstrate how a specific genetic mutation causes a rare liver cancer in children and young adults. More about the work of the Pavletich and Lowe labs — as well as of other basic scientists — can be found later in this report.

Our researchers and clinicians have pioneered and continue to advance one of the most significant therapeutic developments in recent years: the engineered immune cells called CAR T cells. The therapy became commercially available in 2017 when the US Food and Drug Administration approved it for certain types of leukemia and lymphoma. Physician-scientist Michel Sadelain, along with researchers Renier Brentjens and Isabelle Rivière, were the first to devise this type of “living drug,” which employs a patient’s own immune cells to find and fight cancer. MSK is one of a handful

of cancer centers to provide this therapy to patients, thanks to the unparalleled expertise of our doctors and nurses. You can learn more starting on page 8.

In 2017, the FDA reaffirmed MSK’s leadership in targeting molecular defects in cancer by authorizing MSK-IMPACT™, the first genetic-sequencing test of its kind to receive the designation. This test scans tumors for mutations in more than 460 genes linked to cancer. Developed by physician-scientist Michael Berger and others in the Marie-Josée and Henry R. Kravis Center for Molecular Oncology, MSK-IMPACT has analyzed the tumors of more than 20,000 MSK patients with advanced cancer. Its use has generated actionable information that has allowed many of those people to receive more targeted treatment. (For more on MSK-IMPACT, see page 26.)

MSK’s clinical trials program continues to transform research breakthroughs into lifesaving treatments that often become the new standard of care. In 2017, nearly a third of MSK patients were enrolled in more than 800 clinical trials. As you’ll read on page 34, MSK faculty distinguished themselves with FDA approvals of several therapies that are the first of their kind, including a drug that rehabilitates cancer cells rather than killing them and a targeted therapy developed simultaneously in children and adults.



**Kathryn Martin**  
Chief Operating  
Officer



**José Baselga**  
Physician-in-Chief and  
Chief Medical Officer,  
Memorial Hospital



**Joan Massagué**  
Director, Sloan  
Kettering Institute



**James D. Robinson III**  
Honorary Chair,  
Boards of Overseers  
and Managers

MSK further strengthened its expertise in clinical innovations in 2017 by recruiting Luis Diaz as Head of the Division of Solid Tumor Oncology in the Department of Medicine. While at Johns Hopkins Medicine, Dr. Diaz was the principal investigator of a key clinical trial of pembrolizumab (Keytruda®), the first drug approved by the FDA to target a specific genetic mutation in tumors. This work built on groundbreaking research by MSK’s Jedd Wolchok and Timothy Chan. (See page 21 for more.)

Of course, our leadership in developing targeted therapies comes with the responsibility of addressing the challenges of these treatments. In 2017, MSK researchers strove to improve these new approaches on several fronts, from reducing toxicities to testing whether they can be made more precise.

A major challenge for some of the most promising cancer treatments is that currently only a small percentage of people have access to genetic testing and clinical trials. Diversity in participation is also crucial to the success of clinical trials and has been a continued goal. To address this, MSK has sought to extend availability by establishing relationships with medical facilities that share our dedication to high-quality research and patient care.

In 2017, our partnership with Hackensack Meridian Health in New Jersey made important progress, completing shared guidelines for patient care in several of the most

common cancers as well as shaping a mutual research agenda to advance the next generation of cellular treatments, including CAR T cell therapy. The Miami Cancer Institute at Baptist Health South Florida became the latest member of the MSK Cancer Alliance, which continues to flourish. And we created a unique relationship with Norwalk Hospital in Connecticut: MSK Physicians at Norwalk Hospital, which has MSK doctors providing on-site care to patients at a non-MSK facility outside of New York State for the first time.

Our commitment to new models of patient care was also shown in bold relief against the skyline of Manhattan, with the David H. Koch Center for Cancer Care hitting its “topping-off” point on 74th Street. When it opens in 2019, this 23-floor, state-of-the-art facility will define the future of cancer care, focusing on outpatient procedures, innovative treatments such as immunotherapy, and early-stage clinical trials.

This same forward-thinking vision is found in the recently opened Center for Laboratory Medicine building in Manhattan, an environmentally friendly lab that has brought important efficiencies to the processing of 5,000 patient samples and 24,000 clinical lab tests every day.

Within ten years, projections are that nearly 80 percent of MSK’s patients will never spend a day in the hospital. This fact drove the remarkable growth and success of our outpatient centers in the regional care network. In its first



“

Of course, our leadership in developing targeted therapies comes with the responsibility of addressing the challenges of these treatments. In 2017, MSK researchers strove to improve these new approaches on several fronts, from reducing toxicities to testing whether they can be made more precise.”

year of operation, MSK Monmouth saw patient volumes that were years ahead of schedule, with positive reviews from patients about both the facility and its exceptional team. MSK Bergen is on track to open in 2018, and MSK Nassau in 2019.


This increased demand for MSK’s superior clinical care across the region combined with sustained philanthropic support resulted in exceptional financial performance. Prudent management of MSK resources played a significant role because 2017 marked the end of royalty payments for a major clinical discovery made in the laboratory of Malcolm Moore. This loss required careful planning throughout the past several years to ensure the continued vitality of our research program.

Charitable gifts to MSK reached new levels in 2017, thanks to the leadership of Anne McSweeney, Special Advisor to the President, and Richard Naum, Senior Vice President for Development. During the past 15 years, they have helped ensure MSK’s ability to invest in promising areas of research and patient care. The Campaign for MSK, which they directed and which recently ended, surpassed its lifetime goal of \$3.5 billion by \$700 million. We wish them well in retirement. And Cycle for Survival continues to generate millions for research into rare cancers.

This past year also saw MSK faculty receive numerous individual awards and honors. Of particular note is Viviane

Tabar’s election to the National Academy of Medicine and her appointment as Chair of MSK’s Department of Neurosurgery, after the retirement of Philip Gutin. Other highlights include the election of Maria Jasin, Scott Keeney, and Christopher Lima to the American Academy of Arts and Sciences, along with Marie-Josée Kravis, a member of MSK’s Board. Sasha Rudensky won the Crafoord Prize; Lorenz Studer was given the Ogawa-Yamanaka Stem Cell Prize; and Andrea Schietinger received a New Innovator Award from the National Institutes of Health.

Ultimately, though, these individual honors are a testament to the fact that we all share the same passion, conviction, and drive to conquer cancer. The profound energy and seriousness of purpose that all of our staff pour into improving the understanding, prevention, and treatment of cancer make us truly One MSK. ■



**Craig B. Thompson**  
President and  
Chief Executive Officer

**Douglas A. Warner III**  
Chair, Boards of Overseers  
and Managers




FOCUS ON  
**CAR T CELL  
THERAPY**

In 2017, the US Food and Drug Administration approved the first-ever cancer therapy using genetically modified versions of a person's own immune cells. MSK scientists pioneered this approach, called chimeric antigen receptor (CAR) T cell therapy, and continue to lead the way in making it safer and more effective.



**It takes many people to bring CAR T cells, like the one shown in the photo at left, to life. Xiuyan Wang manufactures these cells for use in patients on MSK clinical trials.**

# CAR AND DRIVERS



“

I remember one of the patients very vividly. He was an ALL patient. The primary investigator from the clinical trial came to us and said, ‘The family wants to meet the people who are making the magic cells.’ So we met with them. The son was very happy to see us. He said it helped his father to feel like we would treat his cells with the utmost care.”

—XIUYAN WANG

### CREATING “LIVING DRUGS”

Against one wall of Xiuyan Wang’s office is a floor-to-ceiling bookcase stuffed with thick colored folders. Each one represents a patient treated at MSK with an experimental immune treatment called CAR T cell therapy.

The folders are color coded: orange for chronic lymphocytic leukemia, black for non-Hodgkin lymphoma, blue for acute lymphoblastic leukemia (ALL), red for ovarian cancer. There are about 300 binders in total.

“You see the shelf is kind of bulging already,” Dr. Wang says, pointing.

As Assistant Director of the Cell Therapy and Cell Engineering Facility, Dr. Wang is responsible for manufacturing CAR T cells, a type of “living drug,” for infusion into patients on clinical trials. A CAR is a designer protein that scientists genetically engineer into a person’s own immune cells, turning them into souped-up cancer fighters.


Dr. Wang is part of a large orchestra of players who collaborate to bring these living therapies to life. But you might say she’s the maestro, since she’s the one making these sensitive, powerful cells.

The process is delicate. Immune cells called T cells are removed from a patient’s blood, the CAR gene is delivered to the cells, and then they’re grown in incubators until they multiply into the billions. The cells are then infused back into the patient, in the hope that these genetically modified versions will find and destroy the cancer.

“I remember one of the patients very vividly,” Dr. Wang says. “He was an ALL patient. The primary investigator from the clinical trial came to us and said, ‘The family wants to meet the people who are making the magic cells.’ So we met with them. The son was very happy to see us. He said it helped his father to feel like we would treat his cells with the utmost care. We actually treat every patient’s cells with the utmost care.”

Dr. Wang is well aware that the cells that pass through her hands can represent someone’s best and last treatment option. For many people, the best that CAR therapy offers is a significantly longer life, and sometimes, an outright cure.

*Left:* Xiuyan Wang and senior research specialist Jolanta Stefanski in the lab where they manufacture CAR T cells for use in patients on MSK clinical trials. *Below:* Each of the colorful folders carefully organized in Dr. Wang’s office represents a life — an MSK patient who’s received CAR T therapy.



continued ▶

## A TRANSFORMATIVE THERAPY

MSK investigators have played a pioneering role both in developing the technology of CAR T cells and in showing that it is an effective treatment for people with different types of cancer. They built the first effective CAR T cells in 2002 and began treating patients with them in 2007. A trial of CAR T cells in adults with ALL opened at MSK in 2010. MSK investigators published the results of that trial in early 2018 in the *New England Journal of Medicine (NEJM)*.

These findings showed conclusively what anecdotal reports had already documented: Some people with terminal cancer could be cured with genetically engineered T cells made to detect and kill their cancer cells. The study also helped to identify the factors influencing who had the best results from the treatment, including that people with less disease benefited the most. Compared with patients who had a greater amount of

disease, those in the low-disease category lived significantly longer and experienced fewer life-threatening side effects.

“This is the longest follow-up study of people with ALL treated with CAR therapy,” says Jae Park, a medical oncologist and principal investigator of the adult ALL clinical trial. “It confirms the power of CAR T cells as an effective cancer therapy in adults with ALL.”

Ultimately, he says, these findings show that it may make sense for people to receive CAR T cell therapy as a first treatment, rather than after other options have failed.

“This study represents the culmination of 20 years of research at MSK,” says Michel Sadelain, Director of the Center for Cell Engineering and a pioneer of CAR therapy. “These data strongly support the use of this CAR therapy for adults with relapsed ALL and predict better outcomes when used earlier in the course of the disease.”

“

This study represents the culmination of 20 years of research at MSK. These data strongly support the use of this CAR therapy for adults with relapsed ALL and predict better outcomes when used earlier in the course of the disease.”

—MICHEL SADELAIN

Michel Sadelain and colleagues were the first to show that CAR T cells could kill cancer cells. The roots of CAR T therapy stretch back nearly to the beginning of Dr. Sadelain’s career as an immunologist.



## GLEN’S STORY

The scientists also sought the answer to another conundrum. Many patients on CAR T therapy receive bone marrow transplants (BMTs) afterward as a preventive measure to keep the cancer from returning. But if people received CAR T cell therapy earlier, before a relapse, and had better outcomes, might they be able to forgo a BMT altogether?

Like many people who come to MSK, Glen Blum had already been treated at another hospital for a cancer that was proving stubbornly hard to beat.

His journey began several years ago, when lingering back pain led to a blood test, a biopsy, and eventually a diagnosis of ALL. This aggressive cancer, which grows in the bone marrow, had already damaged several of his vertebrae. Mr. Blum received conventional treatment with both chemotherapy and radiation, which helped for a while. But as is often the case with ALL, the cancer came roaring back. And when it did, it was resistant to further treatment with the usual drugs.

## THE CAR T PIT CREW

### Center for Cell Engineering (CCE)

**DIRECTOR:** Michel Sadelain

This multidisciplinary center is composed of basic scientists, translational researchers, and clinicians with an interest in developing cell therapies. CCE scientists help design and test new cell therapies, including better and safer CARs.

### Cell Therapy and Cell Engineering Facility

**DIRECTOR:** Isabelle Rivière

This clinically certified, state-of-the-art manufacturing facility is where CAR T cells are made for use in MSK clinical trials.

### Cellular Therapeutics Center

**DIRECTOR:** Renier Brentjens

This group of clinician-scientists takes the lead in caring for the patients treated with CAR T cells as part of clinical trials at MSK. The clinical data obtained from these trials are an important part of improving CAR T treatments.

### Bone Marrow Transplant Service

**DIRECTOR:** Sergio Giralt

Members of this service are responsible for caring for patients treated with FDA-approved CAR T therapies. The doctors and nurses on this team are skilled at dealing with immune-related complications.

That's when Mr. Blum's doctor recommended that he enroll in a clinical trial of CAR T cell therapy at MSK. The goal of this treatment would be to shrink his cancer to a point where he would be eligible for a potentially lifesaving bone marrow transplant.

"The way they explained it to me is that the treatment would get my own immune cells to see the cancer cells as foreign and eliminate them," says Mr. Blum, who is now 32 and lives in East Harlem in New York City. "Then the bone marrow transplant was a secondary step so that I wouldn't grow more cancer cells."

Historically, a BMT is often the last, best hope for a cure for a person with leukemia once initial therapy has failed. But the procedure is not without significant risks. To receive new bone marrow, people must first have their existing bone marrow destroyed with high-dose chemotherapy or radiation. Because the bone marrow is what produces blood cells, including the white blood cells that make up the

immune system, people are vulnerable to infections while the new bone marrow grows. There is also the risk that immune cells from the donor marrow will start to attack the body's healthy cells.

The *NEJM* study suggests that getting a BMT after CAR therapy does not make an important difference in how well people do in the long term. This result is preliminary, however, and needs to be confirmed with further research.

According to Dr. Park, at this time the decision to recommend a BMT or not becomes a question of weighing different factors, including the number of previous treatments, the characteristics of the disease, the risks of the transplant, the risk of relapse, and the age of the patient.

"These are the practical conversations we're having with patients every day," he says. "And while we have not answered the question definitively, this study raises the possibility that — at least for some patients — CAR therapy could be an end point."

continued ▶

“

The way they explained it to me is that the treatment would get my own immune cells to see the cancer cells as foreign and eliminate them. Then the bone marrow transplant was a secondary step so that I wouldn't grow more cancer cells.”

—GLEN BLUM

Glen Blum, a CAR T cell therapy patient who visits MSK regularly for follow-up appointments, plays pool in MSK's Charles Hallac Patient Recreation Center. The center was redone in 2017 and now includes tables for arts and crafts, a coffee and beverage bar, shelves of board games, and ample lounge space.



“

These are the practical conversations we're having with patients every day. And while we have not answered the question definitively, this study raises the possibility that — at least for some patients — CAR therapy could be an end point.”

—JAE PARK



Top: Jae Park (right) is a principal investigator of CAR T clinical trials at MSK. Above: Isabelle Rivière (left), with Jinrong Qu, senior research assistant, leads CAR T manufacturing at MSK.

## HOW TO ENGINEER A CAR

The process of building a safe genetically engineered T cell was neither easy nor straightforward. It took the expertise of numerous investigators working over a period of decades. Leading the manufacturing effort at MSK was Isabelle Rivière, an immunologist who trained in France and the United States and is now Director of the Cell Therapy and Cell Engineering Facility. Dr. Rivière, who has been at MSK since 1998, was the first to design a standard operating procedure for the manufacturing of CAR T cells. Or rather, *procedures* — there are currently 250.

“I can honestly say I don't think we knew what we were getting into,” she says. “We were really establishing the field as we went.”

After many years of effort, exploring many different variables, she succeeded in developing a protocol that works. It involves a precise series of steps that include capturing T cells with magnetized beads and growing them in baglike incubators rolling on an oscillating tray.

The engineered T cells target a marker on B cell leukemias called CD19. When the therapy was used in people with B cell ALL, the researchers knew they were onto something special.

“The most dramatic result was when we took the bone marrow of these patients a couple of weeks postinfusion, and the disease had completely vanished,” she says. “That was really the eureka moment. We had to convince ourselves that this was real.”

“

The most dramatic result was when we took the bone marrow of these patients a couple of weeks postinfusion, and the disease had completely vanished. That was really the eureka moment. We had to convince ourselves that this was real.”

—ISABELLE RIVIÈRE



## FIRST CARS HIT THE ROAD

Two CAR T cell therapies were approved by the FDA in 2017. One, made by the company Novartis, is for children and young adults with ALL. Another, made by Kite Pharma (now owned by Gilead Sciences), is for adults with non-Hodgkin lymphoma.

Pediatric oncologist Kevin Curran, a member of the Pediatric Bone Marrow Transplant Service who leads MSK's CAR T cell efforts in children and young adults, calls the treatment "revolutionary" and says it opens a whole new avenue of options for patients. "It gives them hope," he adds.

These approvals are "only the beginning," Dr. Curran says. "Just like a new model of an automobile comes out each year, there are going to be new models of CAR T cells that come out too. We think some of the ones we've built and are testing at MSK have the potential to be even better."

MSK is one of only a handful of cancer centers that have the experience and expertise necessary to administer CAR T cell therapies safely to patients.

"Our primary job is making sure that each person gets the very best care — whether that's CAR T cell therapy or another approach," says Sergio Giralt, Chief of the Adult Bone Marrow Transplant Service. "It's a great privilege to be among such an incredible group of professionals, who all do their utmost each day to return our patients to a life free of cancer."

continued ▶



Kevin Curran leads MSK's CAR T efforts in children with blood cancers.



“

Our primary job is making sure that each person gets the very best care — whether that's CAR T cell therapy or another approach. It's a great privilege to be among such an incredible group of professionals, who all do their utmost each day to return our patients to a life free of cancer.”

—SERGIO GIRALT

Sergio Giralt oversees the care of patients receiving FDA-approved CAR T cell therapies at MSK.

## GROUP EFFORT

Senior clinical research supervisor Yvette Bernal has been a crucial player in MSK's CAR T program from the beginning. In fact, her career path has closely mirrored the development of the therapy itself. She joined MSK as a physician office assistant in the Division of Hematologic Oncology in 2004. Then, about a decade ago, she became among the first on the CAR T crew when she began working with physician-scientist Renier Brentjens as he established the Cellular Therapeutics Center, the group that treats people receiving investigational CAR T therapies at MSK. She started as a research study assistant (RSA) and is now a supervisor for the RSAs on the team.

Ms. Bernal stresses the collaborative nature of the work, as well as the entire team's dedication to their common goal. The RSAs serve as liaisons between the different clinical, academic, and regulatory groups involved. They are certified in human subjects protection, which is an important part of every

clinical trial. They work alongside doctors, nurses, and lab monitors to collect data. They also liaise with MSK's Institutional Review Board, which oversees all clinical trials, and the FDA, to ensure the highest level of adherence to the study protocol and to keep things running smoothly.

The RSAs "really are the backbone of the service," Ms. Bernal says. "They monitor the patients from the moment they walk through the door of MSK to the moment they are deemed cancer free."

Nurse practitioner Elizabeth Halton is also an integral longtime member of the group, and of MSK. She spent more than a decade working with the Leukemia Service before coming to the CAR T program. Like Ms. Bernal, she joined Dr. Brentjens when the first CAR T trials began at MSK in 2007, and she was instrumental in getting the CAR T program up and running. She and the other advanced practice nurses from the Leukemia Service on the 12th floor of Memorial Hospital first cared for

people who received this powerful experimental therapy.

"It was an exciting but also an intimidating time," Ms. Halton says. "We did not know what to expect after infusing the CAR T cells."

She credits Dr. Park, in particular, for developing effective clinical measures to deal with the sometimes severe side effects of CAR therapy. "We called him in the middle of the night. Together, we learned what worked, what didn't — and then we tweaked it for the next patient," Ms. Halton says.

Looking back over the decade-plus it took to get where the treatment is today, Ms. Halton is quietly optimistic. "Originally, most of these patients had run out of treatment options. Now, with CAR T cells, we have something to offer them. And while it doesn't work for everyone, I'm hopeful that, with improvements in the technology, more people will eventually benefit and experience longer disease-free periods and hopefully cures."



Every clinical trial must follow a careful plan, called a protocol, that describes exactly what will happen during the study. Research study assistants (RSAs), including those on the CAR T team, help monitor and record data. Yvette Bernal oversees and trains these RSAs.

“

Originally, most of these patients had run out of treatment options. Now, with CAR T cells, we have something to offer them. ... I'm hopeful that, with improvements in the technology, more people will eventually benefit and experience longer disease-free periods and hopefully cures.”

-ELIZABETH HALTON



### GOING THE LAST MILE

As for Mr. Blum, though his results have been good, his experience with bone marrow transplantation after CAR T cell therapy demonstrates why doctors are eager to get to a point at which they can safely avoid it. About a month after the transplant, he got an infection that led to a severe case of pneumonia.

“I was in the ICU, and honestly, it was a really scary time,” Mr. Blum says. “The doctors told my mother not to leave the hospital. They were worried I might not make it.”

But thanks to CAR T cell therapy, he's just beginning a new life. It's been nearly two years since Mr. Blum had his BMT. He's since gotten married, and he and his wife, Ashley, took a trip to Jamaica to celebrate.

He says he always felt very well cared for at MSK. “That hospital is a piece of heaven,” Mr. Blum says. “Everyone there has a heart three times the size of normal.” ■



*Top:* Elizabeth Halton has been part of the CAR T program from the very beginning. *Above:* Renier Brentjens, who helped pioneer CAR T therapy, is Director of the Cellular Therapeutics Center, the group of doctors, nurses, and staff who care for patients treated with CAR T cells as part of clinical trials at MSK.

FOCUS ON  
**THE CANCER GENOME**

Thanks to the unwavering focus of Memorial Sloan Kettering researchers, the human genome continues to disclose vital secrets about the origins of cancer. These details are changing how cancer is treated, for patients both today and in the future.



One main focus of precision oncology is to quickly translate discoveries made in the lab into treatment approaches that can benefit people with cancer.

In 2017, MSK investigators made major discoveries about the kinds of mutations that lead to runaway cell growth, including important insights into DNA repair, and the genetic factors that determine the effectiveness of treatments.



INTERVIEW WITH

## TIMOTHY CHAN

*Director, Immunogenomics and Precision Oncology Platform*

**For some people with cancer, checkpoint inhibitors have been a game changer. These immunotherapy drugs work by taking the brakes off the immune system, enabling it to attack cancer. They have been shown to shrink even very advanced cancers to undetectable levels. For most people, though, these drugs have been disappointing. Researchers are trying to figure out why.**

**One of those studying this issue is MSK physician-scientist Timothy Chan. In December 2017, Dr. Chan and colleagues published in *Science* the largest-ever genetic analysis of people being treated with checkpoint inhibitors. They found that certain genes people are born with may play a critical role.**

**Q: How was this study different from others that have looked at responses to immunotherapy?**

**A:** It was large, including more than 1,500 people with many different types of cancer. This suggests that what we found applies broadly. And we looked not only at genetic changes inside the tumor tissue but also at certain genes that make up people's normal DNA. Specifically, we looked at human leukocyte antigen (HLA) genes, which are critical for regulating the immune system.

The HLA system is used to match recipients and donors for stem cell and bone marrow transplants. HLA genes guide immune cells called T cells to recognize what is the body's own and what is not. For transplants, we want the donor's HLA system to be similar enough to the recipient's that donated T cells will not attack the recipient's tissues. In the case of cancer, we want to boost the T cells' ability to destroy tumor cells. HLA proteins determine what T cells can see.

Timothy Chan studies how the immune system recognizes and responds to cancer-specific mutations.

**Q: What gave you the idea to look at HLA genes and immunotherapy response?**

**A:** We have known for a while that HLA genes play a role in response to infections. Certain HLA profiles are associated with better outcomes in people with HIV, hepatitis B, and malaria. The human body is constantly under assault from pathogens, and HLAs are how we recognize and eliminate them.

We found that people who had more variation in their HLA genes responded much better to immunotherapy compared with those who had less. No one had ever looked at HLA genes in people undergoing immunotherapy, so this was a new finding.

“

**We found that people who had more variation in their HLA genes responded much better to immunotherapy compared with those who had less. No one had ever looked at HLA genes in people undergoing immunotherapy, so this was a new finding.”**

—TIMOTHY CHAN

**Q: Did this result surprise you?**

**A:** Not completely. Several years ago our group at MSK and investigators elsewhere began looking at the effects of the tumor genome on immunotherapy response. We found that tumors with a greater number of mutations were more recognizable to the immune system.

Our latest findings represent the other side of the same coin: Just as tumors with a greater number of genetic changes are more recognizable to immune cells, having more-diverse HLA genes means that the immune system has a greater ability to recognize what doesn't belong inside the body. Both are important for maximizing the ability of the immune system to see and destroy cancer cells.

**Q: Will this finding change how people with cancer are treated?**

**A:** I think it will have a strong effect very soon. There is a rush to develop genetic tests to measure how many mutations are present in tumors as a way to predict response to immunotherapy. Our group was responsible for starting this revolution. Now we have shown that the other side of the equation — a patient's normal inherited DNA — is critical as well.

We now know that people with less diversity in their HLA genes as well as a low number of mutations in their tumors are much less likely to respond to checkpoint inhibitor drugs, especially when those drugs are given alone. So we may want to treat them with a combination of different immunotherapy drugs, or try other treatments instead.

**Q: What are the next steps for this research?**

**A:** Our findings will need to be validated in prospective studies, although because we included such a large and diverse number of people, we think we've set the bar pretty high.

We can't do anything about the HLA genes that people are born with. But we think that learning more about immune system recognition can help with the development of new cancer treatments. ■

Luis Diaz is looking for better ways to diagnose cancer at its very earliest stage, while it is still relatively easy to treat.



INTERVIEW WITH

**LUIS DIAZ**

*Head of the Division of Solid Tumor Oncology*

**In May 2017, the US Food and Drug Administration approved the immunotherapy drug pembrolizumab (Keytruda®) for cancers that share a certain genetic abnormality. This marked the first approval for a cancer drug that attacks tumors no matter where they develop. Up to this point, drugs have been approved to treat cancers based on where they grow in the body.**

**Luis Diaz led the pivotal clinical trial that resulted in this approval while he was at Johns Hopkins University School of Medicine. He joined MSK as Head of the Division of Solid Tumor Oncology in the Department of Medicine in April 2017, prior to the approval.**

**Q: How did you discover that immunotherapy drugs may work better for cancers with a high number of mutations?**

**A:** Pembrolizumab is a checkpoint inhibitor, which helps the immune system fight cancer. From the early clinical trials in 2012, it was clear that these drugs worked very well for certain cancers. What became obvious was that the tumors that often responded well to these drugs, including melanoma and lung cancer, tended to have a lot of genetic mutations.

We noticed that with other types of cancer, including colon cancer, which doesn't have a lot of mutations, the drugs were rarely effective. Then one of my colleagues at Johns Hopkins told me about a person with colon cancer who was taking another checkpoint inhibitor drug, nivolumab [Opdivo®], and had responded very well. We looked more closely at the tumor and found that it had a high number of mutations. We immediately suspected that the increase was the reason this person had responded to the drug.

continued ►

“

**MMR mutations are relatively rare, though that small proportion translates to tens of thousands of people with cancer in the United States every year and half a million worldwide. Our findings suggest that all people with advanced cancer should have their tumors screened for MMR deficiencies.”**

—LUIS DIAZ

**Q: We normally think of mutations in cancer as a bad thing. In this case, why is it better to have more of them?**

**A:** Gene mutations can lead to the production of foreign substances called neoantigens. Neoantigens are an alien presence in the body that flags the tumor as something that doesn't belong. This draws an immune response. The more mutations you have, the more your chances increase that the immune system spots the tumor because there is a much greater possibility that it manufactures a neoantigen.

**Q: Why do some tumors have more mutations than others?**

**A:** Melanoma and lung cancer often have a lot of mutations because they are caused by exposure to environmental hazards — specifically UV light and tobacco smoke. The person whose colon cancer had so many mutations had a genetic defect called DNA mismatch repair [MMR] deficiency. MMR-deficient cells have lots of mutations — 1,700 on average compared with 70 in a typical cancer cell. That's because the mismatch repair pathway is a major way that cells fix DNA mistakes that happen during replication, which cells do each time they divide.

**Q: How did the pembrolizumab study come about?**

**A:** Based on the discovery with nivolumab, we began a study looking at whether pembrolizumab, which is similar, would work in people whose tumors had MMR deficiencies. We included people with a dozen different types of cancer.


In 2015, we reported that MMR-deficient tumors were more likely to respond to pembrolizumab than those without the deficiency, regardless of where the tumor was located. The FDA approval was based on the data from that study.

**Q: How could this new approval change the way cancer is treated?**

**A:** MMR mutations are relatively rare, though that small proportion translates to tens of thousands of people with cancer in the United States every year and half a million worldwide. Our findings suggest that all people with advanced cancer should have their tumors screened for MMR deficiencies.

**Q: What are your plans in your new role at MSK?**

**A:** I'm involved in leading MSK's new Precision Interception and Prevention initiative. It's focused not only on catching cancer very early but also on eventually preventing it from developing in the first place. MSK is bringing together experts in many different areas to build this program. What we are doing is so far ahead of what any other cancer center is doing. ■



INTERVIEW WITH

**ALEX KENTISIS**

*Cancer biologist and pediatric oncologist*

**In May 2017, a study led by MSK cancer biologist and pediatric oncologist Alex Kentsis found that many childhood cancers have a surprising cause. A gene called *PGBD5* becomes abnormally activated and snips out DNA segments, flipping them or moving them to a different location in the genome. The shuffling can drastically alter normal gene function and trigger cancer.**

**This discovery helps solve a baffling puzzle: why some children with no inherited gene defects develop tumors at a young age — especially ones with complicated genomic rearrangements. The finding also provides insight into what causes many cancers that affect children and young adults. Further research led by Dr. Kentsis suggests a strategy for turning this genomic havoc against itself.**





“

We looked at human rhabdoid tumors, which are aggressive solid tumors that can affect children and young adults, and found evidence of DNA rearrangements associated with high activity of a gene called *PGBD5*. That really piqued our interest.”

—ALEX KENTISIS

In his lab, Alex Kentsis is studying the role of certain proteins in difficult-to-treat childhood cancers.

**Q: What about children’s cancers made you look into this potential cause?**

**A:** Cancer is primarily a disease of aging. Over time, genetic mutations pile up, due to either copying mistakes as cells replace themselves or ongoing exposure to environmental factors. We were puzzled by why tumors develop in younger people, who presumably haven’t had enough time for large numbers of random mutations to accumulate. We looked at human rhabdoid tumors, which are aggressive solid tumors that can affect children and young adults, and found evidence of DNA rearrangements associated with high activity of a gene called *PGBD5*. That really piqued our interest.

**Q: What is unusual about overactive *PGBD5* compared with most genetic mutations?**

**A:** It’s a case where the overactive gene itself is causing mutations in other genes. Recently, my colleagues and I found that the protein made by *PGBD5* can act as a transposase, meaning that it

can rearrange DNA segments known as transposons — so-called jumping genes. This phenomenon was first uncovered in the 1940s and ’50s by Barbara McClintock in Nobel Prize-winning work using corn. These types of DNA rearrangements explain how corn can produce many colors of kernels on a single ear — the transposons alter the expression of pigment-controlling genes. But we didn’t suspect that transposons can also function in human diseases like cancer.

**Q: What are the implications of the finding?**

**A:** This is a major advance in understanding pediatric cancers in particular and human cancers in general. It’s an unexpected mechanism that raises the possibility that genome rearrangements can operate in human tissues. It also explains a longstanding conundrum about how pediatric tumors develop and provides a new understanding of human cancers that result from this process. And it underscores yet again that the human genome has unexpected features that

have major functions in biology that we’re just starting to appreciate.

**Q: How could this insight lead to better therapies?**

**A:** When *PGBD5* scrambles other genes, it creates breaks in the DNA that must continuously be fixed in order for the cell to survive. The cells become especially dependent on DNA repair and signaling pathways that sustain it. In November 2017, we published results showing that blocking DNA damage signaling causes tumor cells to become so overwhelmed by DNA damage that they self-destruct.

There are many drugs that interfere with DNA damage signaling already in clinical trials. One of them — olaparib [Lynparza®], a PARP inhibitor — was recently approved by the US Food and Drug Administration to treat specific subtypes of breast cancer with error-prone DNA repair. [See page 24 for more.] Understanding how *PGBD5* works has immediate therapeutic implications for a wide range of cancers. We hope to start testing these treatments soon. ■



INTERVIEW WITH

## MARK ROBSON

*Chief, Breast Medicine Service*

**In the summer of 2017, MSK medical oncologist and clinical geneticist Mark Robson reported results from the first multicenter phase III clinical trial of the drug olaparib (Lynparza®) for breast cancer that has spread to other parts of the body. Based on that work, the US Food and Drug Administration approved the drug in January 2018 for people with breast cancer who have inherited mutations in the *BRCA1* or *BRCA2* genes and who have been previously treated with chemotherapy. The *BRCA* genes have been linked to an increased risk of breast and ovarian cancers for more than two decades. Olaparib was the first drug in the class called PARP inhibitors to be approved for breast cancer.**

**Q: What are PARP inhibitors and how do they work?**

**A:** PARP inhibitors block poly ADP-ribose polymerases, or PARPs for short. They are enzymes that help repair breaks in DNA. If DNA cannot be repaired, cells — whether normal or cancerous — cannot divide and will die. An emerging strategy in cancer therapy has been to block the repair role of PARPs. Normal cells can overcome having this method of repair blocked, but cancer cells from people with inherited *BRCA1* or *BRCA2* mutations cannot.

**Q: Besides breast cancer, what other cancers can be treated with PARP inhibitors?**

**A:** Olaparib was previously approved for treating certain types of ovarian cancer. There are two other PARP inhibitors approved for these ovarian cancers as well.

Cancers that respond to PARP inhibitors are associated with mutations in the genes *BRCA1* and *BRCA2*. *BRCA* mutations prevent cells from repairing the damage caused by these drugs.

Besides their association with breast and ovarian cancers, *BRCA* mutations have been linked to many cases of advanced prostate cancer, as well as pancreatic cancer, in recent studies. Clinical trials currently under way at MSK and other centers are looking at expanding PARP drugs to these other cancers associated with *BRCA*.

**Q: Based on your findings, who should get *BRCA* testing?**

**A:** Now that olaparib is an approved therapy, I would recommend that anyone with advanced breast cancer who might benefit from this treatment get the *BRCA* test. It can help guide their treatment and may allow them to avoid getting chemotherapy for longer.

Mark Robson, with medical resident Daniel Klufas, helps people incorporate findings about their genetic risks for cancer into their treatment plan. For people who haven't yet been diagnosed but are at an increased risk, the goal is to prevent cancer's development or limit its impact if it occurs.



People with earlier-stage breast cancer as well as other forms of cancer that have been associated with BRCA mutations may also want to consider getting tested, if their personal or family history suggests they might be carrying a mutation. That is best determined through consultation with a genetic counselor. Knowing that people have a mutation can help them plan ways to reduce their risk for developing another cancer. It also might tell them if there is a clinical trial available that might help them.

And because these are inherited genes, close relatives of people who are known to have BRCA mutations should strongly consider talking to a genetic counselor and getting tested.

Some have suggested that because BRCA mutations are more common in people of Ashkenazi Jewish descent, this whole group should be tested. There is certainly the potential to benefit, since many people with mutations don't have

a family history that would prompt them to get tested. But there are also possible risks if people aren't prepared to learn that they have a mutation.

**Q: You have been studying BRCA for a long time. Is there anything that's surprised you about recent developments?**

**A:** It's an incredibly exciting and interesting time to be involved in this field. The ways that we are using genetic information now are how we always dreamed we would be able to. So I would not say that I'm surprised, even though I couldn't have predicted exactly what we'd be doing today. It's important to note that we have reached the place we're at in this field through investments in fundamental research. It's been a privilege to help turn promise into reality. ■

“

**It's an incredibly exciting and interesting time to be involved in this field. The ways that we are using genetic information now are how we always dreamed we would be able to.”**

—MARK ROBSON



FOCUS ON  
**MSK-IMPACT**


Knowing more about the changes that drive tumors helps open the door for precision oncology, in which a person is matched with a treatment that targets the specific weaknesses in the cancer. MSK's genetic-sequencing test, which provides those details, marked two major advances in 2017.



Genetic counselors like Meg Sheehan meet with patients and families to explain the inherited risks for cancer that are passed down through generations.

# A SWEEPING IMPACT





## GUIDING TREATMENT WITH DATA

Not all genetic mutations cause cancer. But some do, and thanks to rapid advances in technology, scientists have amassed a wealth of information about which genetic mistakes are most likely to lead to the disease. The most pressing challenge has been testing people for cancer-causing mutations — and handling the data produced as a result.

MSK-IMPACT™, a genetic-sequencing test, is MSK's answer to this issue. Doctors can use it to probe a tumor for mutations and other genetic changes in 468 genes that are seen in both common and rare cancers.

Currently, all MSK patients with advanced solid tumors have their cancer tested by MSK-IMPACT, which has been in use as a clinical test approved by the New York State Department of Health since 2014. The test hit two major milestones in 2017: authorization from the US Food and Drug Administration as a tumor-profiling test, the first test of its kind to receive this designation; and the publication of data from the first 10,000 people whose tumors were sequenced.

continued ▶

“

**These landmark achievements are the result of a major collaborative effort. In addition to guiding treatment choices, this test is producing valuable insights about how cancer grows and resists treatment.”**

—MICHAEL BERGER

*Far left:* Marc Ladanyi (*right*), with molecular geneticist Liying Zhang (*left*) and pathologist Diana Mandelker, played a key role in the authorization of MSK-IMPACT. *Left, top:* The Biomek FXP machine uses unique bar-code sequences to tag patients' DNA, which will be sequenced using molecular testing like MSK-IMPACT. *Left, bottom:* Michael Berger, with computational biologist Helen Won, helped lead the development of MSK-IMPACT.

“These landmark achievements are the result of a major collaborative effort,” says geneticist Michael Berger, who led the development of the test and is an Associate Director of the Marie-Josée and Henry R. Kravis Center for Molecular Oncology (CMO). “In addition to guiding treatment choices, this test is producing valuable insights about how cancer grows and resists treatment.”

“MSK-IMPACT has allowed us to establish an entirely new paradigm for cancer care,” says Marc Ladanyi, Chief of the Molecular Diagnostics Service. Dr. Ladanyi’s team, including molecular pathologist Maria Arcila, was responsible for the clinical validation of the test and now oversees its performance as well as the analysis and interpretation of the test results. “In this new paradigm, it is critical not only to identify the exact type of cancer someone has and how far it has spread but also to determine the mutations that drive cancer cells to divide,” Dr. Ladanyi adds.

MSK-IMPACT makes it possible for precision oncology to take place. Also called personalized medicine, this approach is based on the idea that the genetic alterations that drive cancer cells to grow can be targeted with specific drugs. The test has also allowed investigators to undertake basket studies. While traditional clinical trials focus on a particular cancer type, basket studies concentrate on a specific mutation found in the tumor, regardless of where the cancer originated in the body.

This type of testing is already changing how people are treated. In May 2017, MSK investigators published the aforementioned study in *Nature Medicine*, showing that nearly 37 percent of the first 10,000 people who had their tumors sequenced using the MSK-IMPACT test had at least one actionable mutation, which means drugs were available that precisely targeted the mutation. According to the study, about 11 percent of the people with actionable mutations participated in clinical trials involving molecularly targeted therapies as a direct result of MSK-IMPACT. Still others received immunotherapy based on their results.

“The breadth and depth of MSK-IMPACT has allowed us to detect important genomic alterations that would have been missed by other approaches,” says David Solit, Director of the CMO, which financially supports the bulk of MSK-IMPACT testing.

## LOOKING FOR CANCER DRIVERS

Although MSK-IMPACT was developed largely to aid in diagnosis and to guide treatment, investigators knew from the beginning that the information they were collecting could be instrumental for research. Everyone who has had a tumor sequenced by MSK-IMPACT — more than 24,000 people to date — has had their genetic data linked to clinical records showing how they fared after treatment.

“This is a huge data set,” Dr. Berger says. “It’s extremely valuable to labs that are studying specific genes and biological pathways that are important in cancer. They can focus their research on the most frequently observed mutations, rather than having to guess which mutations may be the most important.”

Beyond using those priceless data in MSK’s own labs, it’s equally important to share them with other organizations to move cancer research forward as quickly as possible. One of these efforts is AACR Project GENIE, initiated by the American Association for Cancer Research and spearheaded by Charles Sawyers, Chair of MSK’s Human Oncology and Pathogenesis Program. This multicenter effort strips

patient-identifying information from the records, then pools the information for analysis, allowing researchers across the nation to study the data. The resource enables them to discover new links between cancer-related genetic mutations and patient outcomes.

In January 2017, Project GENIE announced the release of its first batch of data: genomic-sequencing information on tumors from nearly 19,000 people with cancer, linked to information about their clinical care. These data, now up to 38,000 people, will help researchers figure out which mutations are drivers (changes that actually induce cells to grow out of control) and which are passengers. Knowing the difference is crucial to developing effective cancer drugs.

“Many of the mutations linked to cancer are rare, making it difficult for one institution to collect enough data to make statistically significant connections between a particular mutation and its role in causing cancer,” Dr. Sawyers says. “There is a great value in joining together and pooling the insights that we’re gaining from sequencing patient tumors.”



Above: Maria Arcila, Director of the Diagnostic Molecular Pathology Laboratory, helps oversee the use of MSK-IMPACT. Right: Charles Sawyers, with research fellow Elizabeth Adams, is part of an international collaboration among research institutions that shares data from genetic sequencing.





“

It was a tremendous effort to develop MSK-IMPACT, orchestrated by many people with diverse backgrounds.”

-AHMET ZEHIR

Ahmet Zehir has participated in a number of studies relating to MSK-IMPACT and how it's being used.



### FAR-REACHING VALIDATION

Before MSK-IMPACT, next-generation sequencing technology had been used mainly in the context of research studies. The pathologists, technologists, and bioinformaticians on the development team worked painstakingly to create and enhance methods for collecting and analyzing clinical samples, which present a much greater challenge. Moving such a complex research test into the diagnostic laboratory setting was a major advance.

“It was a tremendous effort to develop MSK-IMPACT, orchestrated by many people with diverse backgrounds,” says Ahmet Zehir, Director of Clinical Bioinformatics.

The FDA recognized this innovation when it authorized MSK-IMPACT as a tumor-profiling test in November 2017. A benefit of this designation, which is given

to some medical devices and laboratory-developed tests, is to set up the test as a model and establish standards for the development and validation of similar tests in the future.

This validation could lead to broader insurance coverage for genomic-sequencing panels in cancer — a huge issue if these tests are to be widely accessible.

“People making reimbursement decisions for Medicare and private insurance companies are realizing that this kind of sequencing is a bargain because patients can receive all the information they need to get the right treatment from a single test,” says David Klimstra, Chair of the Department of Pathology. “We’re optimistic that as the positive impact of genetic sequencing becomes more apparent, we’ll be able to use the test to benefit more people.”

continued ▶

“

There is a great value in joining together and pooling the insights that we’re gaining from sequencing patient tumors.”

-CHARLES SAWYERS

## BRANCHING OUT TO THE FAMILY TREE

While the MSK-IMPACT test was established primarily to screen for mutations in tumor cells, it also offers the opportunity to better understand the contribution of inherited cancer-related genes among people with cancer and their families. For Mitchell Katz, 64, findings from MSK-IMPACT helped researchers understand why he responded so well to a new immunotherapy drug and, more importantly, may have saved the lives of several of his close family members.

Mr. Katz was first diagnosed with urothelial cancer in one of his kidneys in 2011 and had MSK-IMPACT testing in 2015. Although his family history did not suggest it, his test results showed he had a condition called Lynch syndrome. Also known as hereditary nonpolyposis colorectal cancer, Lynch syndrome is associated with a genetic predisposition to a number of different cancer types. It's most commonly linked to colon and rectal cancers, but it's also known to increase the risk of developing uterine, urothelial, and ovarian cancers, as well as other gastrointestinal cancers, such as tumors in the stomach, small intestine, and pancreas.

His doctors made this diagnosis because, in addition to flagging cancer-causing mutations in tumors, MSK-IMPACT provides extensive information about a patient's normal DNA. Clinical geneticists use this information to uncover which genetic changes were inherited by a person at birth and increase the risk of developing cancer and which developed over time within the cancer cell. Cancer-causing genes that are inherited are likely to be shared by brothers, sisters, and children, as well as parents.

MSK's specialists are uniquely experienced in interpreting these clues. People who harbor these genetic alterations can undergo genetic counseling and learn about what these findings mean. Their family members

“

**Once I knew, it was important to me that my family have testing too, just in case they had the same condition.”**

—MITCHELL KATZ



are also offered the opportunity to undergo genetic testing and counseling.

After Mr. Katz learned he had Lynch syndrome in 2015, he met with MSK genetic counselor Meg Sheehan, who explained the risks to him and recommended that other family members get tested. “I was very surprised to find out I had this mutation because I didn't have a strong family history of cancer,” he says. “Once I knew, it was important to me that my family have testing too, just in case they had the same condition.”

Ultimately, his daughters, Stacy, 34, and Shana, 29, were found to carry the same mutation, as well as his older brother, Elliot, 66. All four of them, including Mr. Katz, who is still at risk of developing additional cancers, began undergoing regular colonoscopy screenings to check for the presence of colorectal cancer, an action they never would have known to take otherwise.

In February 2018, Elliot Katz was found to have an early-stage colorectal cancer, thanks to a colonoscopy. In April 2018, MSK surgeon José Guillem performed surgery to remove the tumor and a portion of his colon.

Mitchell Katz was already enrolled in a clinical trial for the immunotherapy



Top: Mitchell Katz and his doctor Gopa Iyer. Above: Mr. Katz (right) and his brother, Elliot, were both found to have Lynch syndrome.

drug atezolizumab (Tecentriq®) when he found out that his urothelial cancer had an excess number of mutations due to his underlying Lynch syndrome. It turned out that people with mutations in Lynch syndrome-associated genes were among those in the trial whose cancers responded best to the immunotherapy. Mr. Katz continues to see MSK medical oncologist Gopa Iyer for his treatment and has had no evidence of disease in the nearly four years since he started receiving the drug.

## FAMILY MATTERS

For a long time, experts thought that only 5 to 10 percent of cancers were triggered in part by a hereditary component. But as a result of MSK-IMPACT, they're realizing that the inherited risk may be substantially higher for some people, particularly those with advanced cancer. They're also finding that inherited factors may play a role in a much greater variety of cancer types.

"At the time a person is diagnosed with advanced cancer, we have a vital opportunity to conduct comprehensive genetic testing," says Kenneth Offit, Chief of the Clinical Genetics Service and head of the Robert and Kate Niehaus Center for Inherited Cancer Genomics. The Niehaus Center, working closely with molecular pathologists Diana Mandelker and Liying Zhang, aims to use hereditary genomic data to develop new approaches for cancer prevention, early detection, and treatment for families with these inherited risks.

"By learning about the presence of inherited mutations, we can set the stage for providing genetic counseling to families. That in turn can lead to better screening and prevention," says Dr. Offit. "No other institution is doing tests that compare tumor and normal tissues and family notification to the same degree as MSK."

A study published in September 2017 in the *Journal of the American Medical Association (JAMA)* and led by Dr. Offit's team found that 17.5 percent of those with advanced cancer had inherited cancer-causing mutations, and half of those people would not have been screened for those mutations based on their personal or family history alone.

Like Mr. Katz, the other people in the *JAMA* study who were found to have inherited mutations in cancer-causing genes were invited to participate in counseling, along with their families. Family members then had the opportunity to undergo genetic testing as well.

Going forward, MSK hopes to expand tumor sequencing to even more people. "This new technology has enabled our doctors to extend the promise of precision medicine to many people, including those with common or rare tumor types," Dr. Klimstra says. ■


“

By learning about the presence of inherited mutations, we can set the stage for providing genetic counseling to families. That in turn can lead to better screening and prevention. No other institution is doing tests that compare tumor and normal tissues and family notification to the same degree as MSK.”

—KENNETH OFFIT



*Top:* In addition to consulting with adult patients and their families, Meg Sheehan also works with families of children who have cancer. *Above:* Kenneth Offit (*left*) and genetic counselor Yelena Kemel have found that inherited cancer mutations are more common than expected in people who have advanced cancer.



FOCUS ON  
**CLINICAL  
TRIALS**

Clinical trials are the engine of new cancer treatments. Without them — and without all the people who participate in them, despite having no guarantee of success — progress in understanding and treating cancer would grind to a halt. Memorial Sloan Kettering’s clinical trials program is among the largest in the world, with investigators from all disciplines and departments studying potential cures for hundreds of cancer types.



**At any given time, MSK offers hundreds of clinical trials for a variety of cancers, from the most common to the most rare.**

# THE CURE CONVERSATION






In 2017, clinical trials at MSK resulted in a number of firsts: the first cancer therapy developed simultaneously in children and adults; the first drug to rehabilitate cancer cells rather than kill them; the first treatment for a rare and deadly blood disorder. The year also saw progress for a treatment that helps children survive a nerve tissue cancer that spreads to the brain, a disease that used to be a death sentence.

“

When it comes to advancing cancer care, clinical research is the rocket fuel for better treatments, more accurate diagnoses, and ultimately cures.”

—JOSÉ BASELGA



*Clockwise from left:* David Hyman, Lauren Kaplanis, Alexander Drilon, Kim Kramer, Nai-Kong Cheung, and Eytan Stein.



**NAI-KONG CHEUNG**

Pediatric oncologist;  
Head, Neuroblastoma  
Program

**DRUG:** omburtamab

**TARGET:** neuroblastoma, a rare nerve-tissue cancer that often spreads to the brain and is most common in young children

Dr. Cheung created and tested omburtamab in clinical trials. When linked to a radioactive element and injected into the spinal fluid, it delivers precision liquid radiation to strike cancer cells dead. In 2017, the US Food and Drug Administration granted the drug a Breakthrough Therapy Designation for neuroblastoma that has spread to the brain. The designation is given when early clinical data indicate a drug demonstrates substantial improvement over existing therapies.



**ALEXANDER DRILON**

Medical oncologist;  
Clinical Director, Early Drug  
Development Service

**DRUG:** larotrectinib

**TARGET:** TRK fusions

Larotrectinib is a targeted cancer therapy that inhibits a protein called TRK fusion that fuels growth in multiple cancer types. This drug was developed simultaneously in children and adults and resulted in dramatic cancer shrinkage for some patients, regardless of age or cancer type. Dr. Drilon led MSK's phase II adult/adolescent clinical trial of larotrectinib as part of a multicenter study. In 2017, the drug's manufacturer, Loxo Oncology, submitted a new drug application to the FDA.



**DAVID HYMAN**

Medical oncologist;  
Chief, Early Drug  
Development Service

**DRUG:** vemurafenib (Zelboraf®)

**TARGET:** malignant histiocytosis, a rare blood disorder also known as Erdheim-Chester disease

Vemurafenib is the first targeted therapy that was approved based on a basket trial, a type of clinical trial pioneered at MSK by Dr. Hyman, MSK Physician-in-Chief José Baselga, and others that focuses on the genetic mutations fueling disease instead of where in the body tumors develop. The FDA approved it for treating melanoma in 2011. In 2017, vemurafenib became the first drug approved by the FDA to treat malignant histiocytosis.



**LAUREN KAPLANIS**

Clinical research nurse

**SERVICE:** Early Drug  
Development

Ms. Kaplanis has been a nurse at MSK for more than seven years. She has participated in multiple clinical trials, including the study of larotrectinib with Drs. Drilon and Hyman. She specializes in caring for MSK's child and young adult patients.



**KIM KRAMER**

Pediatric oncologist

**DRUG:** omburtamab

**TARGET:** neuroblastoma, a rare nerve-tissue cancer that often spreads to the brain and is most common in young children

Dr. Kramer headed the clinical trial involving 105 children that led the FDA to give omburtamab a Breakthrough Therapy Designation in 2017. MSK treats more people with neuroblastoma than any other institution in the world. Dr. Kramer is also researching new treatments to eliminate microscopic tumor cells in the central nervous system.



**EYTAN STEIN**

Hematologic oncologist

**DRUG:** enasidenib (Idhifa®)

**TARGET:** acute myeloid leukemia (AML)

Enasidenib is the first drug to be approved that rehabilitates cancer cells rather than killing them. The drug reverses a stalled state of development for the cells, allowing them to mature normally. Dr. Stein led MSK's phase I/II clinical trials of the drug. MSK President and CEO Craig Thompson and physician-scientists Ross Levine and Omar Abdel-Wahab conducted much of the preclinical research upon which the therapy is based. In 2017, the FDA approved the drug for treating AML that has stopped responding to other therapies.



The researchers who spearheaded these advances sat down to talk about their efforts, what keeps them going when treatments don't go as planned, and what they appreciate about doing this work at MSK.



#### **NAI-KONG CHEUNG**

I bet you often get asked, “Why did you go into oncology?” But I have a different question: What keeps you in oncology? How do you sustain yourself in a field that we know is sometimes depressing?

#### **ALEXANDER DRILON**

Well, to me, things actually seem less depressing than they were before. We're finding new targets for treatment and developing new medicines. We're seeing palpable differences in how much longer people survive and an increase in their quality of life.

That keeps me going. We've seen Lazarus responses where patients whose tumors have a specific mutation come in horribly sick and turn around very quickly if you give them the right targeted therapy for their cancer. You can really make a huge difference in how they feel.

#### **EYTAN STEIN**

My experience is a little bit like Alex's. I worked as a research fellow with enasidenib. The first patient I gave the drug to went into a complete remission and the cancer disappeared. The depressing part came afterward, when many of the patients we gave the drug to started relapsing. What kept me going was figuring out how to prevent that relapse and to understand what combinations we needed to use to get those people in remission.

#### **DAVID HYMAN**

We were running a study of vemurafenib that targeted a specific cancer mutation, but I had no way to identify the people with that mutation. Then MSK's Information Systems group set up a way that once a person was identified through genetic testing, I would get a message.

So I got an email the first day that system went live, and I opened up the email really excited. But the pathology report said the patient had this condition called Erdheim-Chester disease. I was immediately disappointed because I didn't even know what that was. I Googled it, and even after that I wasn't sure it was a cancer.

It turned out that the company funding the trial was willing to treat the patient, so we went on to treat her and 30 others with the same disease. The drug is now approved in these patients — the first drug approved for people with this condition, ever. I'm a medical oncologist for gynecologic cancers. But all of a sudden my entire clinic was full of these patients with Erdheim-Chester disease and not ovarian cancer. There were days I would go from one room to another to treat people with this incredibly rare disease, which most doctors probably never see a single case of. That was the embodiment of “something is definitely working here.” It was such an exciting experience.

#### **KIM KRAMER**

I'm really moved by the strides we've made in treating neuroblastoma. It used to be a death sentence. But now we have kids who have survived for decades, grown into adults, and gone on to have their own kids. And the FDA giving a Breakthrough Therapy Designation to omburtamab gives us even more cause for hope. This fall will be the 20th anniversary of our first celebration for survivors of neuroblastoma. It's been a real privilege to see these kids who had previously been given fatal diagnoses grow up and visit us to celebrate.

continued ▶

## THE CHALLENGES OF FAILURE

### NAI-KONG CHEUNG

But what about when we don't get results for patients? What if we hit a roadblock? I always admire the nurses who are at the bedside taking care of the sickest patients. It's really hard for me to imagine how nurses can keep going.

### LAUREN KAPLANIS

Thank you. I appreciate the acknowledgement. As an oncology certified nurse, I'm at MSK because the work is as rewarding as it is challenging. When you're involved in a clinical trial, you become such a part of each patient's life, from the day you first screen them to seeing them weekly to the time when they are clinically responding and getting back to their normal everyday lives — traveling, family, hobbies. The weight of the sadness that you see is overcome by the good that you see, and by how patients are really grateful for the time that you spend with them and the relationships that you form over time. It's really incredible.

### ALEXANDER DRILON

With these therapies we're developing, sometimes it's actually more heartbreaking when you have something that can work really well and you know a person has done so great for a prolonged period of time. But then suddenly the cancer learns how to outsmart the pill. And you realize that you don't have anything left for that person. It's back to square one.



### EYTAN STEIN

I'm really moved by the altruism of some patients when clinical trials don't turn out as we hope. I've had patients say to me, "Can't I just stay on the drug — even though it's not working — a little bit longer because maybe you'll learn something more from me being on this drug?" That kind of trust, that they're willing not only to help research but also to help other human beings, is really dramatic and very impactful.

### ALEXANDER DRILON

I think that's an important point. I've also had patients have a really good response to therapy who tell me, "Doc, thank you so much. I wouldn't be here today if you didn't have this therapy on this trial." But we make it a point to tell them, "No. Thank you, because without your experience and without your contribution, we wouldn't have been able to establish this data and get this drug approved for other patients." I think it's important to feed that back to them, that they're part of this process.



## NEW TREATMENTS FOR CHILDREN AND YOUNG PEOPLE

### NAI-KONG CHEUNG

I think pediatric oncology faces a lot of challenges. First, in young patients it's often difficult to give anything that is really toxic. They may have to live with the consequences for a long time.

The second thing is that there are very few pediatric patients. So that means the pharmaceutical industry doesn't pay as much attention. They're not going to make as much money developing drugs for pediatric patients. That's the way it is. Numbers count. This is the problem those of us in pediatric oncology have faced for decades. How do you get anything done, make a drug, prove that it works, and after all that have someone make it? Because a therapy can be great and help children on clinical trials at MSK, but it cannot be used anywhere else. That's why it's so important when treatments like omburtamab reach important milestones in approval from the Food and Drug Administration, so they can hopefully help more kids.

### KIM KRAMER

There are some organizations that are trying to make drug accessibility equal for adults, young adults, and children. There's the RACE for Children Act [Research to Accelerate Cures and Equity] that was just passed earlier in 2018, which will mandate that drugs in development are accessible for pediatric patients as well. So hopefully the increased awareness at that level will improve things.



### ALEXANDER DRILON

We're trying to address that issue in the development of therapies that target cancer-fueling gene mutations regardless of where tumors occur in the body. That's the idea with this new drug that David, Lauren, and I have worked on called larotrectinib, a TRK inhibitor. It's for cancers that have a particular gene change called a TRK fusion. It was recognized that a really important group of people with this gene change was adolescents. So we ran a phase II trial. Early in the development of the program, the cutoff was lowered for the adult trial to age 12 to make it an adult and adolescent trial. We're doing this with more clinical trials now.

continued ▶

## MSK PEDIATRICS

**MORE THAN 100**  
years of expert pediatric  
hematology-oncology care

**90%**  
of hematology-oncology  
treatments are performed on  
an outpatient basis

**MORE THAN 150**  
patients in treatment  
each day

**MORE THAN 99%**  
survival rate at MSK for  
patients with retinoblastoma

**MORE THAN 100**  
clinical trials available

**TEAM OF MORE  
THAN 400**  
doctors, nurses, and  
other specialists

**TWO UNIQUE**  
antibody treatments and  
cellular therapies developed  
at MSK and patented for  
national trials



## DAVID HYMAN

What it really comes down to is not protecting kids from research but protecting them through research. That's not a line I invented, but I think it's true.

I think what is a unique opportunity at MSK is that you have this enormous program that's treating as many kids, if not more, than anybody else. And it's embedded within this hospital that has a lot of adult research. A big opportunity, like Alex said, is bringing down the age limit on our studies. There's really no scientific reason that we've chosen 18. That gives the kids that are treated here access to studies that are just not available in pediatric hospitals.

## EYTAN STEIN

With the CART cell program everyone's been very excited about, that program was pioneered in children and then moved to adults. That was primarily because the tumor that was being targeted is something that's very common in kids with acute lymphoblastic leukemia. I think there's a recognition that including kids doesn't hamper your trial; it helps your trial.

## LAUREN KAPLANIS

Right. You always look at the patient as a whole, whether they're 18 or 81. Of course there is a uniqueness with the pediatric population because in general their understanding and expectation is different. And then there is the family too, so you have an additional aspect of care that you're providing to the family along with the patient. One of the great things about younger patients is their resilience, which is really cool.

## NAI-KONG CHEUNG

I agree. They may be hurting one day with all the treatment, then the next day they act like they forgot what just happened. It's amazing how kids can bounce back like that.



## WHAT SETS MSK APART

## DAVID HYMAN

When I started working here, I realized that everyone at MSK, no matter what role they play, knows they're at an institution dedicated to treating people with cancer. They could work at any other hospital. But from answering the telephone to pushing a stretcher or infusing a medicine, they know they're going to be working exclusively with people suffering from cancer. The doctors, nurses, and pharmacists show a dedication to patients I've never seen anywhere else.

## KIM KRAMER

When it comes to developing great new therapies, there really is a multidisciplinary team effort. My department, pediatric oncology, is just one part of this. It's the nuclear medicine team, the medical physics team, the pharmacology team, the radiation safety officers, and all the other departments that buy into putting forth the time and effort to make something succeed. The dedication and loyalty and effort and diligence and experience are phenomenal here.

## ALEXANDER DRILON

I agree. Another layer is that there's so much openness to new ways of thinking at MSK, even beyond having the best scientists. It's really a culture. This includes some of the innovations we've talked about, like dropping the age limit on some clinical trials and focusing on rare cancers. It's also partnering with pharmaceutical companies to pay for travel and lodging for people with rare cancers to come here from places like Brazil and China. That openness to new ways of doing research is a beautiful thing.

## LAUREN KAPLANIS

I feel incredibly fortunate to work with talented doctors from around the world. But I can bounce off my opinions or my suggestions, and they're open to hear that too. Everyone has that caring and compassion, which is unique. You can't find that everywhere. I know from working on clinical trials with pediatric patients that it's important to the family that what they tell a nurse carries weight with everyone on the team, including the doctors.

“

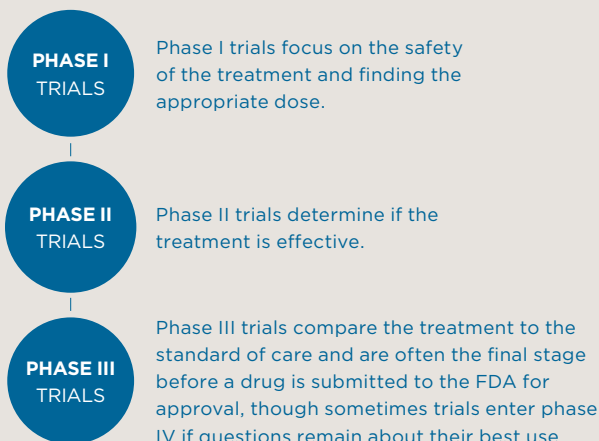
When I started working here, I realized that everyone at MSK, no matter what role they play, knows they're at an institution dedicated to treating people with cancer. ... The doctors, nurses, and pharmacists show a dedication to patients I've never seen anywhere else.”

—DAVID HYMAN



## PHASES OF CLINICAL TRIALS

Clinical trials are grouped into phases depending on the purpose of the research. Each phase builds on the last.



This framework has become more flexible in recent years. With the advent of targeted therapies, the individual characteristics of a tumor can help determine if a person is likely to benefit from a particular treatment, even before enrolling in a clinical trial. Research has shown that tumor profiling leads to significantly better outcomes for people in clinical trials, even as early as phase I. Another departure from the past is that treatments are being approved by the FDA without going through all of the stages.

### EYTAN STEIN

Building on what you're saying, I think that in phase I drug development, everyone has a voice. If it's the nurse or the research study assistant, all ideas are taken seriously to contribute to the benefit of that specific patient and the benefit of the study as a whole.

### DAVID HYMAN

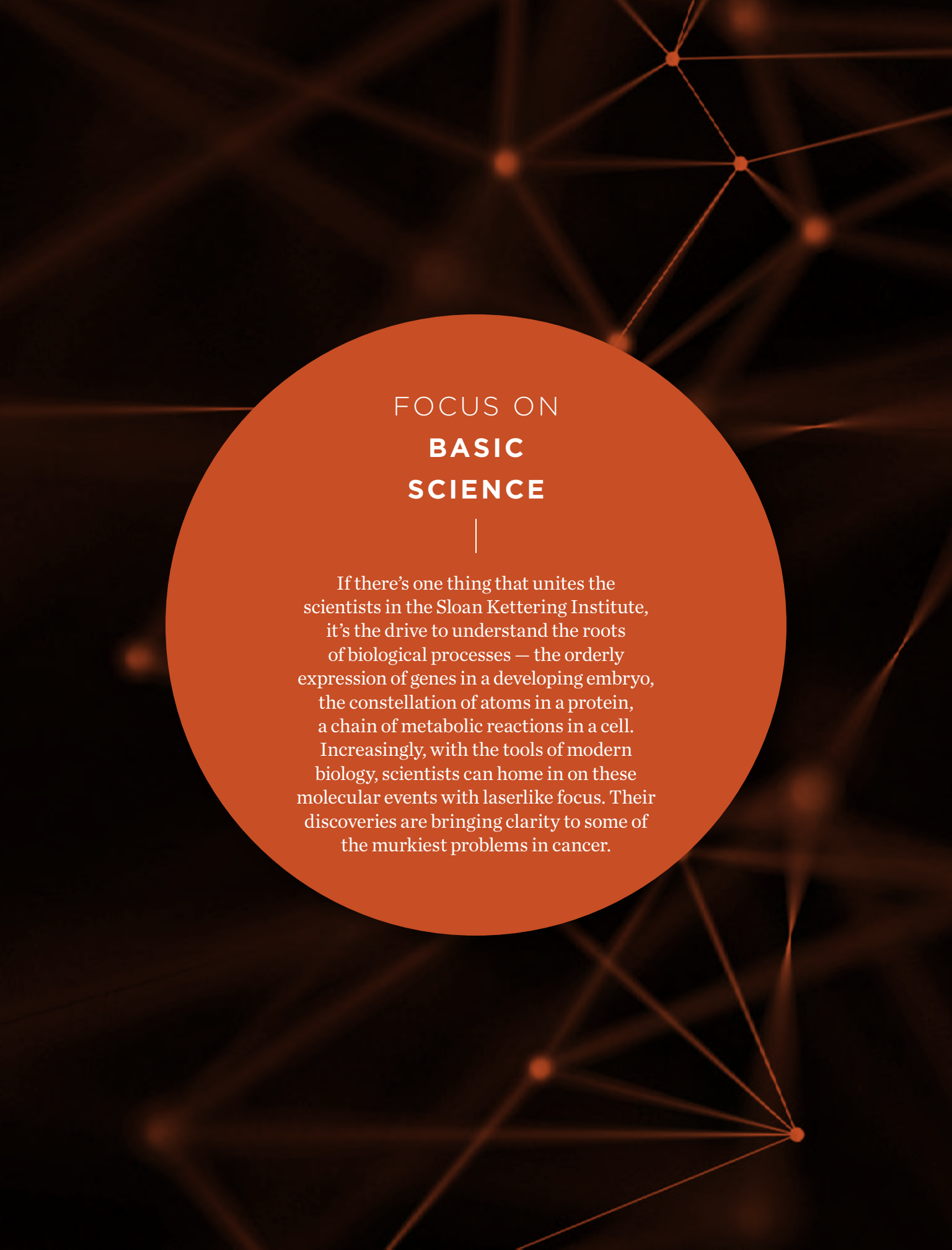
That same commitment to improving cancer care goes to the very top of the institution. It's not just about wait times and how many patients you see in a clinic. It's not just a business. It's about creating an environment that allows us to advance the field. When I go to other incredible institutions — great, wonderful institutions — they cannot believe the environment and the systems MSK has put in place to enable the type of work that we just take for granted here.

### ALEXANDER DRILON

I agree with that. I think there's sort of an "if you build it, they will come" kind of theme here.

### NAI-KONG CHEUNG

This brings us full circle to the question we began with, about why we stay in oncology. For me, I know that I need to meet a standard. It's almost as if you're trying to improve on your own self. In fact, you try to surpass yourself. You want to be a better doctor. And as you get better, the institution gets better. And that is the goal. ■



FOCUS ON  
**BASIC  
SCIENCE**

|

If there's one thing that unites the scientists in the Sloan Kettering Institute, it's the drive to understand the roots of biological processes — the orderly expression of genes in a developing embryo, the constellation of atoms in a protein, a chain of metabolic reactions in a cell. Increasingly, with the tools of modern biology, scientists can home in on these molecular events with laserlike focus. Their discoveries are bringing clarity to some of the murkiest problems in cancer.



Scientists are finding new ways to model disease in the lab, with the goal of determining the most effective treatments.

# SEARCHING WIDE, DIVING DEEP





The genome-editing tool CRISPR has had a sizable effect on science and medicine in recent years. With these powerful molecular scissors, scientists can snip out specific pieces of DNA or make changes at precise genetic addresses. MSK researchers used CRISPR in several inventive ways this year to push cancer science forward.



*Left:* Ted Kasthuber, a member of Scott Lowe's lab in the Sloan Kettering Institute, removes frozen cancer cells from liquid nitrogen. *Above:* Mr. Kasthuber grows cancer cells in vitro. The cells are from mouse tumors that the team generated in the lab. Growing cancer cells outside the body could make it easier to test drug sensitivity more quickly and efficiently compared with studying the results in patients.

## NATURE'S SWISS ARMY KNIFE: THE MANY USES OF CRISPR

### UNRAVELING THE CAUSE OF A DEADLY CANCER

The rare liver cancer fibrolamellar hepatocellular carcinoma (FL-HCC) strikes fewer than 1,000 individuals a year worldwide, mostly children and young adults. There are few effective treatments besides surgery. FL-HCC is usually diagnosed late, so it is often fatal.

Because FL-HCC is so uncommon, it's hard for researchers to learn more about it, or even to conduct clinical trials of potential medicines. And without knowing more about the disease's underlying biology, they can't come up with solutions to stop it.

But what if the disease could be recreated in the lab? Could scientists use a synthetic model to test new FL-HCC drugs?

A team led by cancer biologist Scott Lowe, Chair of the Cancer Biology and Genetics Program in the Sloan Kettering Institute, decided to try just that. They used CRISPR to engineer mice with the same mutation that affects people with the disease.

It worked beautifully. "We showed that if you can reproduce that genetic event in mice, they will develop a cancer that looks very much like human FL-HCC," Dr. Lowe says. "This demonstrates that the mutant gene causes FL-HCC."

The research came about through a collaboration between Dr. Lowe's lab at MSK and Sanford Simon's lab at The Rockefeller University. Several years ago, Dr. Simon and colleagues discovered that nearly all people with FL-HCC share the same mutation in their tumors.

It was a big advance — one made even more remarkable by the fact that Dr. Simon's own daughter, Elana, suffered from FL-HCC and was centrally involved in the research effort. But still, it was only a correlation.

To find out for sure whether this mutation was responsible for driving the disease, Dr. Lowe's team, including Edward Kastenhuber, a student at the Gerstner Sloan Kettering Graduate School of Biomedical Sciences, used CRISPR to snip out the portion of the chromosome that is lost in people with FL-HCC. The remaining bits of chromosome then combined, fusing the two genes that are normally separated.



Scott Lowe creates genetically engineered mouse models to understand key cancer drivers.

“

Models give us the freedom to fail and to explore a wide variety of approaches. This way, we can accelerate the discovery of treatments that are more likely to be effective before exposing people to experimental medicines.”

—EDWARD KASTENHUBER

### CRISPR: A BACTERIAL CUT-AND-PASTE SYSTEM

CRISPR stands for



These short sequences of repetitive DNA are found in bacteria and other microorganisms. Microbes use these sequences as a type of immune system against viruses.

Key to the whole operation are stretches of DNA in the CRISPR sequences that match the genetic sequence of viral DNA. When these sequences are transcribed into RNA, they bind to viral DNA and direct an enzyme — for example, one called Cas9 — to snip the DNA at the match site. This disarms the invader. Bacteria retain a record of past viral infections, much like our own immune system does, stitched into their DNA.

In 2012, scientists at the University of California, Berkeley, and elsewhere realized they could turn this bacterial cut-and-paste system into a powerful tool for genetic engineering. Researchers can give the Cas9 enzyme a synthetic RNA as a guide, one that matches a gene or DNA sequence of interest. They can then use the CRISPR-Cas9 system to make very precise cuts and other alterations in the DNA of cells.

The team plans to use the model to test a variety of drugs to see if they can slow or stop the cancer's growth. FL-HCC could be a good target for drugs called kinase inhibitors, but scientists won't know for sure until they test them.

"Models give us the freedom to fail and to explore a wide variety of approaches," Mr. Kasthuber says. "This way, we can accelerate the discovery of treatments that are more likely to be effective before exposing people to experimental medicines." The findings were published in the *Proceedings of the National Academy of Sciences* in November 2017.


### BUILDING A BETTER CAR

Chimeric antigen receptor (CAR) T cells are a powerful tool to treat certain blood cancers. (Read more about CAR T therapy on page 8.) But the way they are made is somewhat inefficient. The current process involves removing immune cells from patients and using modified viruses to deliver the CAR gene into those cells. But this method inserts the gene randomly at multiple spots in the genome. This scattershot approach isn't as efficient as it could be, and could actually cause problems by disrupting the function of important genes.

This past year, researchers in SKI used CRISPR to build a better CAR T model.

continued ▶

*Below:* Activated T cells, shown under a microscope, are prepared and ready for gene editing.  
*Bottom:* Justin Eyquem (*left*) and Jorge Mansilla-Soto are postdoctoral fellows in Michel Sadelain's lab in the Sloan Kettering Institute.



Postdoctoral fellows Justin Eyquem and Jorge Mansilla-Soto, working in the lab of Michel Sadelain, showed that if they used CRISPR to place the CAR at a very specific genome location called the TRAC locus, the cells were not only more homogeneous, they were also more effective. The approach paves the way for more reliable CAR therapies and even off-the-shelf versions that would not need to be made from a person's own cells. They published their findings in the journal *Nature* in February 2017.

"The method we developed will likely transform a costly and variable T cell-manufacturing process into a more uniform, universal, and safer one," Dr. Eyquem says.

Also remarkable is the speed at which they were able to accomplish this feat. "We started to work on this project less than three years ago, and we expect to bring it to the clinic by early 2019," Dr. Eyquem says.

#### KNOW THY GENOME

As precise and powerful as CRISPR can be, it's only as good as one's knowledge of the genome being cut. CRISPR can aim for multiple targets. But if it does, then instead of making precise snips in the exact spot in the genome you're aiming for, you might slice it too much.

In May 2017, researchers at SKI presented a way to solve this problem. The team — which included postdoctoral fellows Joana Vidigal and Yuri Pritykin, graduate student Alexendar Perez, and SKI faculty members Christina Leslie and Andrea Ventura — built computer software to help scientists design more-effective guide RNAs.

CRISPR uses guide RNAs to find specific regions of the genome, where it then makes a cut. The new software, called GuideScan, allows researchers to identify guide RNAs that have one or only a few possible matches in the genome, reducing the potential for too many cuts. GuideScan is freely accessible to researchers everywhere, to help enable even more skillful use of the CRISPR technology.

"Pretty much anything you can imagine, you can do," Dr. Vidigal says. "And now you can do it precisely." ■

## PLUGGING A HOLE IN METASTASIS

#### STOPPING CANCER'S SPREAD

Cancer metastasis — which occurs when cells break off from a tumor, spread through the bloodstream or lymph vessels, and take root in another part of the body — causes the overwhelming majority of cancer-related deaths. In fact, it's widely estimated that 90 percent of cancer deaths are due to metastatic disease rather than the original tumor.

Many primary tumors can be wiped out with surgery, chemotherapy, and other treatments. Once cancer migrates, however, it becomes much harder to stop. This is especially true when it spreads to vital organs, such as the lungs, liver, or brain.

One of the most challenging types of metastatic cancer attacks the fluid and tissues that surround the brain and spine. If people develop this condition, called leptomeningial metastasis (LM), they usually die within weeks or months.

MSK cancer biologist Joan Massagué, Director of SKI and Executive Director of the Alan and Sandra Gerry Metastasis and Tumor Ecosystems Center, has been studying the intricacies of cancer metastasis for nearly two decades. Much of Dr. Massagué's current work is focused on latent metastasis, which happens when cancerous cells left behind after treatment form new cancers years or even decades later.



Joan Massagué (*center*), with medical oncologist Karuna Ganesh (*right*) and research associate Harihar Basnet, has made groundbreaking discoveries about the genes that influence how tumors interact with their environment.

“

It's difficult for cancer cells to seed new tumors in other parts of the body. To get through all the barriers that are waiting for them when they leave the mother ship, the ones that survive have to be tougher than the average cancer cell.”

—JOAN MASSAGUÉ

“It’s difficult for cancer cells to seed new tumors in other parts of the body,” he says. “To get through all the barriers that are waiting for them when they leave the mother ship, the ones that survive have to be tougher than the average cancer cell. This explains why these cells tend to be more aggressive and harder to treat.”

In March 2017, Dr. Massagué and physician-scientist Adrienne Boire published a paper in the journal *Cell* on LM. To figure out how certain cancer cells grow in spinal fluid, the researchers implanted several cell lines of breast and lung cancer in mice and monitored them to see which ones resulted in LM.

To their surprise, they discovered that all of the cell lines that colonized the spinal fluid had the same well-known protein in common. After they

understood how that protein worked, Drs. Massagué and Boire looked for a way to block its function. The solution was just as surprising as the initial discovery: A compound targeting the protein — originally developed to treat asthma but ultimately ineffective against that disease — suppressed LM and slowed its progression in mice. Now the researchers are investigating the possibility of using the compound to treat people with LM.

“In the past, LM was part of the fatal end stage of cancer,” Dr. Boire says. By that point, people had so many other complications that not many efforts were focused on LM. But “now that patients are living longer and we’re able to treat other sites of metastasis, this is becoming a clinical problem that we need to learn how to address.” ■

“

**In the past, LM was part of the fatal end stage of cancer. [But] now that patients are living longer and we’re able to treat other sites of metastasis, this is becoming a clinical problem that we need to learn how to address.”**

**-ADRIENNE BOIRE**



Adrienne Boire (*right*), with senior research technician Majdi Alghader, was inspired to study leptomeningial metastasis by a patient of hers who had the condition.

## TOR DE FORCE: CRYO-EM TECHNOLOGY

### BRINGING A KEY PROTEIN INTO FOCUS

Scientists call it the master growth regulator: a protein complex in cells that senses when they have enough nutrients and cues them to grow and divide.

When this complex, called mTOR, is triggered, cells begin making copies of key ingredients, such as membranes, DNA, and organelles. They use these extra materials when they split into daughter cells.

For years, scientists have sought to target abnormally active mTOR with drugs as a way to treat cancer. Two such drugs are approved by the US Food and

Drug Administration for the treatment of some types of kidney and breast cancer.

But overall, mTOR-targeted drugs have been disappointing. That may be because mTOR is a large and complicated piece of cellular equipment. There are many interacting parts, and it may be hard to take down the whole thing with a single shot. Without a clear map of the protein's structure, it's impossible to know how it works — or how to stop it.

In December 2017, a team of scientists led by Nikola Pavletich, Chair of the Structural Biology Program, and Haijuan Yang, a senior research scientist in his lab,


assembled an impressively detailed view of mTOR — the first ever — including what it looks like in action. To do so, they used an innovative technology called cryo-electron microscopy (cryo-EM), a kind of satellite imagery for the cell.

With this technique, scientists shoot beams of electrons at a purified sample of molecules that is flash frozen in chilled liquid ethane. The electrons bounce off the molecules in the sample, creating an image. Thousands of individual pictures are taken, and then a scientist uses sophisticated algorithms and high-powered computers to assemble the

“

Once you solve a protein's structure — in essence, creating a three-dimensional map showing where all its atoms are — you gain a much deeper understanding of how the protein works and how its function could be manipulated with drugs.”

—NIKOLA PAVLETICH



Nikola Pavletich (*left*), with lab member Buren Li, a student at the Gerstner Sloan Kettering Graduate School of Biomedical Sciences, studies biological molecules at an atomic level, including the proteins that control cell growth and proliferation.

pictures into a crisp, three-dimensional image. MSK installed a cryo-electron microscope, the Titan Krios, in 2017. One of its first uses was to help scientists tackle the structure of mTOR.

“Once you solve a protein’s structure — in essence, creating a three-dimensional map showing where all its atoms are — you gain a much deeper understanding of how the protein works and how its function could be manipulated with drugs,” Dr. Pavletich says.

Previously, such detailed atom-by-atom pictures could only be produced with X-ray crystallography, a painstaking and time-consuming method that involves first making a crystal out of a protein and then X-raying it. But not all proteins will form crystals. That’s especially true of large proteins and protein complexes with multiple moving parts, like mTOR. Cryo-EM eliminates the crystallization step, which makes determining structures much easier and faster.

The mTOR protein is actually part of a larger assembly of several interlocking protein pieces that operate together. The whole complex is called mTORC1.

The structure newly obtained by cryo-EM shows how all the pieces fit together, including how mTOR is turned on. What once would have taken years to complete took just a few months.


“Before cryo-EM, people could model bits of this protein and bits of that protein,” Dr. Yang says. “Now we can put it all together.” ■

“

Before cryo-EM, people could model bits of this protein and bits of that protein. Now we can put it all together.”

—HAIJUAN YANG

*Below: Buren Li with Haijuan Yang and the cryo-electron microscope that arrived at MSK in 2017. Bottom: Structural biologist Stephen Long (right), with lab manager Jason Cruz, also utilizes cryo-EM technology.*





FOCUS ON  
**PATIENT  
CARE**

Every advance at MSK is intended to achieve a singular goal: improving our patients' well-being. In 2017, teams across the organization optimized surgeries, minimized unnecessary treatment, built new spaces for recovery, and made facilities feel a little bit more like home.





Lyndell Kegerise (*right*) was among the first to stay in MSK's 75th Street Patient Residence, an apartment-style facility for people recovering from bone marrow transplants.

# JUST LIKE HOME



A CONVERSATION WITH

## LYNDELL KEGERISE

*MSK patient*

## WESLEY KEGERISE

*Lyndell's husband*

Life at the Jersey Shore was good for Lyndell Kegerise. The former real estate professional was diagnosed with non-Hodgkin lymphoma in 2005, but under the care of MSK oncologist Paul Hamlin, her disease went into remission and stayed there for eight years. But in 2014, when she was 66, her disease relapsed, and then relapsed again in 2015. When chemotherapy and immunotherapy couldn't keep her in remission for longer than a year, Mrs. Kegerise and her husband, Wesley, learned that her best option was a stem cell transplant with hematologic oncologist Craig Sauter.



*Left:* Wesley and Lyndell Kegerise at the 75th Street Patient Residence. *Above:* Mr. Kegerise and Noel Neylon. *Right:* Mrs. Kegerise's doctor Craig Sauter.

## LYNDELL KEGERISE

In January 2017, Dr. Hamlin said that we were running out of options. That hit me hard. He said that I would be a great candidate for a stem cell transplant and he'd like me to meet Dr. Sauter, who would perform it.

## CRAIG SAUTER

Lyndell had high-risk disease, so that dictated the transplant. When patients approach 70, we have a little more pause, but she didn't have any major medical problems.

## WESLEY KEGERISE

Our MSK team found a donor through the Be the Match program — this 25-year-old fellow who was a wonderful match. We're extremely grateful to him.

## LYNDELL KEGERISE

I was afraid he was going to back out after I initially didn't achieve remission. I hope I get to meet this man one day because he stuck in there with me. He was ready when I was ready.

## A NEW PLACE TO HEAL

*Mr. and Mrs. Kegerise had looked into staying at a New York City hotel while she recovered from her transplant, until a nurse at MSK Basking Ridge gave them another idea: MSK's brand-new 75th Street Patient Residence, an apartment-style facility for bone marrow transplant patients and their caregivers that opened in 2017. The studio, one-, and two-bedroom units are outfitted with full kitchens, bathrooms, laundry, cable TV, and Wi-Fi. For some patients, their stay may be covered by insurance.*

continued ▶



**LYNDELL KEGERISE**

Eric, one of my chemo nurses at MSK Basking Ridge, said, “You know, the new facility might be open by the time of your transplant.” The next time I was back, he said, “Lyndell, it opened!” So I pursued it.

**CRAIG SAUTER**

I thought it was great because she lives in New Jersey. She didn’t need inpatient care, but we like to have our patients close by for follow-ups. It’s a good resource for patients who need to be here frequently.

**WESLEY KEGERISE**

We said, “This is great — take our reservation now!” When your loved one is going into a long hospital stay, what is the caregiver going to do? How are you going to go back and forth? All of these thoughts were going through my head. But MSK was sensitive to the needs of the caregiver as well as the patient. At a hotel, the room isn’t sanitized. They don’t understand your medical needs. But here the staff is trained to understand the needs of the patient.



**The people at MSK work so well integrating with all the departments that the patient doesn’t have to worry about anything except getting better.”**

-WESLEY KEGERISE



“We try to provide a warm and casual environment,” says Noel Neylon, seen here in one of the residence’s apartments. “Our patients have enough hardships to deal with. They shouldn’t have to worry about having any problems at their home away from home.”

**LYNDELL KEGERISE**

They thought of things we didn’t even think about. Our air was filtered. Our water was filtered.

**WESLEY KEGERISE**

This is the remarkable thing about MSK. The 75th Street Patient Residence team was so easy and wonderful to work with. I had to move our reservation about six times because we didn’t exactly know when Lyndell would be OK for the transplant, and nothing was a problem for them. Your room is ready when you’re ready. The people at MSK work so well integrating with all the departments that the patient doesn’t have to worry about anything except getting better.

**LYNDELL KEGERISE**

Everything was coordinated for us. We just had to show up. And it was wonderful being on the east side near the hospital, so we didn’t have to go across town.

**LIFE AFTER TRANSPLANT**

*Mrs. Kegerise had her transplant and stayed in Memorial Hospital to recover for 30 days. Mr. Kegerise stayed at the residence. Then Mrs. Kegerise joined him at the residence a few blocks away, where they stayed for 40 more days.*

**LYNDELL KEGERISE**

Even when you get out of the hospital, you’re still going to see the transplant team every other day. The whole coordinating team at the 75th Street Patient Residence made it easy for us. They would call in the evening and say, “Your van will be here at 8 AM” to go to the hospital. If for some reason it was late, they would call a driver.

**WESLEY KEGERISE**

At the residence, you have your own little apartment. If Lyndell wanted to take a nap, she could go in the bedroom and I could be in the living room watching TV. That’s a real benefit. And the staff couldn’t be more accommodating. Lyndell loves Bigelow mint tea, and they even got it for her. The session assistant, Ritsuko, and door attendant, Terry, would call us and say, “Do you need a ride in tomorrow at a certain time?” Noel, the superintendent who changed the filters, was so nice.

**LYNDELL KEGERISE**

He became like our family.

**NOEL NEYLON (MAINTENANCE SUPERVISOR)**

I know the people who stay with us, like the Kegerises, need support from our entire staff. Doing everything I can to create a warm, friendly environment for patients and their families to come home to is very important to me. I am proud to have been at MSK for more than 23 years, and I hope that we can continue to make a difference in our guests’ experiences by treating them like family.

The couple on their wedding day in 1968 (*left*), and Lyndell Kegerise in treatment at MSK (*right*).



## A COMMON BOND

### LYNDELL KEGERISE

At the residence, you are with people who are going through the same thing as you. We met a gentleman who worked on 9/11 and got blood cancer. We befriended a family from Saudi Arabia, and the son took Wesley under his wing. He cooked for him. The night before we left, they said, “Come down to our apartment and spend some time with us.” At the end of the evening, the father, who was also a transplant patient, gave me his prayer beads.

### WESLEY KEGERISE

Most days I would go with her to her appointments and have lunch with her. Some days I would go to the art museum or the Museum of Natural History. A couple days I would hit golf balls at Chelsea Piers. I could go back for lunch, see her in the afternoon, and walk home in the evening. It was so convenient.

### LYNDELL KEGERISE

I encouraged him to get out. I said, “I’m taken care of — it’s you I’m worried about! Go do something fun.”

### WESLEY KEGERISE

Our daughters came in from Delaware and Atlanta. They could stay with me at the residence while Lyndell was in the hospital. That was another beautiful thing: People could visit.

### LYNDELL KEGERISE

That was very nice. Our Saudi Arabian family was able to join us for pizza in the common area.

*In October 2017, Mrs. Kegerise was cleared to return home.*

### LYNDELL KEGERISE

I was nervous leaving, but it was very coordinated. I had a little setback at Christmas — I got an infection so I was back in the hospital — but I’m doing great. I feel great. I have energy, and I’m getting stronger. Every December, I would have scans done, and the cancer was always back. This was the first time in three years I didn’t hear the word “cancer” at Christmas. It was unbelievable.

*The couple will celebrate their 50th wedding anniversary in September.*

### LYNDELL KEGERISE

We want all the special people in our lives over the past 50 years to come celebrate with us. We are so blessed. Every day is a gift. ■

# SEEING PROSTATE CANCER IN A NEW LIGHT





New York City dentist Gregory Page came to MSK for a less-invasive approach to prostate cancer treatment. After undergoing light-activated therapy with Jonathan Coleman, Dr. Page was able to resume his normal activities within days, including lunch at the Renaissance Harlem, near his office.

“

The whole ambience they created was just outstanding. I always felt that if I ever had a diagnosis of cancer, I would not walk but run to MSK. And that's exactly what I did.”

—GREGORY PAGE

#### DOCTOR BECOMES PATIENT

As a dentist, Gregory Page knew the importance of staying on top of his health. He had prostate-specific antigen (PSA) tests, which measure for a protein in the blood that is elevated in men with prostate cancer, as part of his regular routine. When his PSA came back abnormally high in 2007, he made sure to see his doctor each year to more closely monitor his level.

In April 2017, his doctor saw that Dr. Page's PSA had risen high enough to warrant a biopsy. The test came back positive for cancer. The news was understandably difficult for Dr. Page to take in — even more so because it came on top of what had been a challenging year so far. His godmother, best friend, and brother had all recently died.

“It was not a good year for me,” recalls the 68-year-old from New York City. “I said, ‘God, you're giving me a lot to handle here.’”

Dr. Page was already under the care of a urologist, but hearing he had cancer made him reconsider where he wanted to go for treatment. He remembered the times he had escorted one of his good friends, a lung cancer survivor, to MSK's Rockefeller Outpatient Pavilion.

continued ▶

“The whole ambience they created was just outstanding,” he says. “I always felt that if I ever had a diagnosis of cancer, I would not walk but run to MSK. And that’s exactly what I did.”

Before calling MSK’s Patient Access Service, which schedules first appointments for people coming to MSK, Dr. Page researched urologists online. When he saw a YouTube video of MSK urologic surgeon Jonathan Coleman, he knew he had found the doctor he wanted to see.

Dr. Page recalls, “Dr. Coleman discussed the various treatments for prostate cancer, and he also used the word ‘cure,’” which is possible for many men with prostate cancer. “That’s a good word to hear when you have cancer,” he adds.

Another point in the video that really resonated with Dr. Page was when Dr. Coleman said that the procedures he does have minimal side effects.

“I had friends who had their prostates taken out, and it took them years to recover,” Dr. Page says. “One of my friends had incontinence problems for a year. I have another friend who had to have a pump put in. I didn’t want all of that.”

### FINDING A LESS-INVASIVE OPTION

In June, Dr. Page and his fiancée, Cynthia, met Dr. Coleman and his nurse, Connie Estes. Dr. Coleman remembers how impressed he was with Dr. Page’s knowledge of his circumstance.

“He had definitely done his homework,” Dr. Coleman says. “He was extremely intelligent and well informed. He was thoughtful, inquisitive, and concerned about his cancer while also being concerned about treating it too aggressively.”

Ms. Estes was equally taken by the couple. “They are both the nicest people, and every interaction we had was a delight,” she says. “It was obvious that they had researched prostate cancer and treatment.”

She told the duo that Dr. Coleman was doing promising research with vascular-targeted photodynamic therapy, a form of prostate cancer treatment that uses a light-activated drug to zap prostate tumors with minimal side effects.

Dr. Coleman has been offering vascular-targeted photodynamic therapy since 2010. The procedure requires only light sedation — the same type used for a colonoscopy. Once sedated, the patient

receives a medicine called padeliporfin (Tookad®) through an IV. Then the doctor places a thin laser fiber into the prostate gland, which activates the drug so it can kill the cancer. Patients can go home the same day.

“There’s a need for new technology to better destroy cancerous tissue without harming the surrounding tissue, and that’s where this type of therapy comes into play,” Dr. Coleman says.

Right now, vascular-targeted photodynamic therapy is performed only through clinical trials, and it’s not an option for every man with prostate cancer. However, efforts are under way to make it more widely available.

At their next meeting, Dr. Coleman told Dr. Page that he was recruiting men for a trial that would bring vascular-targeted photodynamic therapy closer to US Food and Drug Administration approval. He had 30 out of the 50 men he would need. Dr. Page knew this was his opportunity.

“I looked at my fiancée, I looked at Dr. Coleman, and I said, ‘Could I be number 31?’” he recalls. “He said yes, and I hugged him like he was my long-lost brother. I knew I was getting world-class treatment.”



Above: Jonathan Coleman is hoping the drug becomes a mainstream option for men with this type of cancer. Right: Narrow optical fibers activate Tookad to destroy prostate cancer.



“

I remember I was so excited to make that call. As an office practice nurse, you really get to know patients and their families. When the biopsy came back benign, it was great news. It makes my day when I am able to call a patient with news like this.”

-CONNIE ESTES



Connie Estes helped prepare Gregory Page for his treatment with Jonathan Coleman.

### THE BIG DAY — AND A QUICK RECOVERY

Dr. Page had his procedure in October 2017 at Memorial Hospital. He went home the same day. He had to stay in shaded light conditions for the first two days he was home because Tookad is activated by light, but his fiancée helped him pass the time.

“When the 48 hours were up, I got up, put on my clothes, and went to a baseball game. And I felt fine,” he remembers.

After the procedure, the only side effect Dr. Page experienced was some minor soreness. And unlike other major

forms of prostate cancer treatment, he hasn’t had any serious issues with incontinence or erectile dysfunction. At his three-month postsurgery checkup in January, Dr. Coleman didn’t find any cancer. Ms. Estes relayed the good news to Dr. Page.

“I remember I was so excited to make that call,” she recalls. “As an office practice nurse, you really get to know patients and their families. When the biopsy came back benign, it was great news. It makes my day when I am able to call a patient with news like this.”

Now, nearly a year postsurgery, Dr. Page is doing great. He’s busy at work and helping plan Cynthia and his wedding. He says this year is shaping up to be much better than the last.

“As a healthcare provider, it’s important for me to spread the word about positive things that can enhance and prolong people’s lives,” he says. “I feel very fortunate that I was at the right place, at the right time, with the right doctor and staff. How many people can say they had a complete turnaround in nine months?” ■



Lisa DeAngelis (*right*) is searching for ways to improve outcomes for people with brain tumors and neurologic complications of cancer. Viviane Tabar studies the use of stem cells to model cancer and to repair brain tissue after injury. Dr. Tabar also leads the Multidisciplinary Pituitary and Skull Base Tumor Center at MSK.

INTERVIEW WITH

## VIVIANE TABAR

*Chair of the Department  
of Neurosurgery*

## LISA DEANGELIS

*Chair of the Department  
of Neurology*

There are few diseases as feared — or as challenging to treat — as cancers of the brain. But there are very few doctors in the field of neuro-oncology with the expertise, experience, and compassion of Lisa DeAngelis and Viviane Tabar. Both have spent nearly all of their distinguished careers at MSK. Dr. DeAngelis has been Chair of the Department of Neurology since 1997; Dr. Tabar was named Chair of the Department of Neurosurgery in 2017.

In addition to treating patients, both doctors also conduct groundbreaking research. They sat down to talk about their approach to treating people with neurologic cancers, what makes MSK special, and much more.

## THE UNIQUE CHALLENGES OF BRAIN CANCERS

### LISA DEANGELIS

People have very different ideas about what makes life meaningful. It's important that we know what that means to all of our patients, so we can not only treat their disease but also help guide them through difficult decisions and honor their wishes and their values, especially if they reach a point at which they may not be able to articulate that. So you need to know that early on.

### VIVIANE TABAR

I agree. I think it's absolutely crucial to understand what patients really want and to tailor our treatment to their expectations. I remember early in my career someone who had a large, benign tumor, and we were very proud to have removed it completely. But the patient was not really satisfied because she turned out to be a wine connoisseur and she lost her ability to smell. That impacted her quality of life far more than we had anticipated.

Obviously, some people deal with much more challenging neurological and psychological problems related to a brain tumor diagnosis than that. That kind of experience is why I often tell my trainees that your first ten years as a surgeon are focused on developing your skills and becoming a good surgeon. But what's more challenging afterward is developing good judgment.

## LISA DEANGELIS

It's also really important to understand that treating the family is an integral part of treating the patient. It's the family who bears the consequences if the person's personality and identity are changed dramatically by their illness. In some ways, the family struggles more than the patient. I've often said to people, "This is going to be harder on you than it's going to be on your spouse," or father, or whoever the patient is. I think that's something that we in the neurology world confront much more frequently than other doctors.

## VIVIANE TABAR

Yes, that's very insightful. The families do take on a large burden that sometimes leaves me in awe of their generosity. Brain cancers are probably some of the most challenging diseases to deal with.

## LISA DEANGELIS

You sometimes ask yourself, "How do these people even get out of bed in the morning and face the day?"

“

**I think it's absolutely critical to understand what patients really want and to tailor our treatment to their expectations.”**

—VIVIANE TABAR



## NEW DEVELOPMENTS IN THE FIELD

## LISA DEANGELIS

Having taken care of people with glioblastoma and malignant brain tumors for more than 30 years, I really have seen a noticeable improvement in the quality of life for people who live with these diseases. One reason is newer drugs, such as temozolomide [Temodar®], which is much less toxic than prior chemotherapies and better tolerated. Also, the addition of bevacizumab [Avastin®] has helped patients avoid corticosteroids for brain edema or swelling and the attendant side effects. That's been very gratifying and enabled patients and families to make the best use of whatever time they have left.

The other thing that's changed is that there are people who are living many years with this illness. That's not something that we saw — or saw very rarely — in the '80s and '90s. It's important to understand that the proportion of these people is very small. And the fact that we haven't substantially prolonged life for more patients is the most important problem that we struggle with. But those people who live for six or seven years after treatment often do extraordinarily well. They are able to work and enjoy life. That's a dramatic change.

continued ▶



“

**It's also really important to understand that treating the family is an integral part of treating the patient. It's the family who bears the consequences if the person's personality and identity are changed dramatically by their illness.”**

—LISA DEANGELIS



#### VIVIANE TABAR

In the neurosurgery department, we've evolved over the last ten years to put a greater focus on offering surgery while maximizing function. That's in part because of technologies that I expect will continue to evolve and allow us to offer people more options. Take, for example, patients who suffer from brain metastases, when cancer spreads from another part of the body. Traditionally they were told that their life expectancy was a year or less, and I would admit that they perhaps received less attention from surgeons in the past. But today, we often focus our discussion on what surgery can do to improve quality of life. If a patient suffers from a weak leg or a weak arm, we are more likely to offer them surgery if we think that it can help them overcome that deficit, even if we cannot impact life expectancy.

“

**In the neurosurgery department, we've evolved over the last ten years to put a greater focus on offering surgery while maximizing function.”**

-VIVIANE TABAR

#### THE IMPORTANCE OF TREATMENT

#### LISA DEANGELIS

We've seen in both of our disciplines, whether with primary or metastatic tumors, that there can be recovery of function. Particularly with primary tumors, I think there was a lot of therapeutic nihilism associated not only with the fact that these are difficult cancers to treat but also with the long-held belief that people could not recover neurologically. If they were left severely compromised from a functional point of view, what was the point?

But in fact we have learned that with multiple means of treatment — surgery, radiation, chemotherapy — patients with very considerable deficits can make substantial recoveries and have a very meaningful return of function. That's been a paradigm shift and is very encouraging therapeutically.

#### VIVIANE TABAR

Improving function also allows some people to be eligible for more-aggressive treatments, for clinical trials or new drugs. I think that's where strides are going to be made. Gains at the individual level and for a subset of patients are going to move the field forward.

## WHAT SETS MSK APART

### LISA DEANGELIS

MSK is about the people. It's about the team. We have a fantastic multidisciplinary, collaborative team — people with deep expertise in their respective fields, such as neurosurgery, radiation oncology, neural pathology and neural imaging, and so on.

We work incredibly well together, which doesn't mean that we always agree with each other. In fact, some of the most valuable exchanges are when we don't agree. Somebody will bring another consideration to the table that makes you think about a problem or see a patient from a different perspective, and you realize that perhaps you haven't considered every aspect of things.

I'm absolutely convinced that this is all to the benefit of the patient. There is no question in my mind that what we bring to the table collectively far exceeds the sum of the individual parts.

### VIVIANE TABAR

I agree. The depth of expertise and dedication of my colleagues at MSK is really what keeps me and my patients afloat. There's great comfort in being able to discuss a challenging case with the group. To listen to the input of people with deep experience as well as younger people who have a different perspective — people who have one foot in the lab and one foot in the clinic, or those who are willing to challenge the norm.

It's also very inspiring to be surrounded by not only clinical and scientific excellence but also people with genuine dedication to the patient. It's no secret to all of us that this is a challenging job, particularly caring for people with brain tumors. We lose a lot of patients. It would be terrifying if you didn't have your colleagues next door.

When we are facing a difficult surgery or a difficult outcome from surgery, it's very reassuring to us and to the patient to be able to reach out to our neuro-oncologists, who sort of pick up the person where he or she landed and move them to the next phase. That provides not only support to each other but also support to the patient, giving a different perspective and usually a positive outlook on what's to come.

### LISA DEANGELIS

Our nurses and nurse practitioners are a critical component of this. They're very much a part of our team. We are so fortunate to have an incredible nursing workforce here, including the floor nurses and the advanced practice nurses. Nurses are our front line to patients — we jointly share that focus on addressing patient and family needs.

### VIVIANE TABAR

Yes. It's the norm for me if I get a thank-you note from a patient that also refers to my nurse.

### LISA DEANGELIS

Absolutely.

### VIVIANE TABAR

They are an invaluable component of what we do. And I think the patients definitely appreciate it. Our nurses contribute to patients' well-being throughout their hospital stay and afterward.

The patients definitely appreciate the team effort among doctors too. It's not uncommon for us to say to patients, "Well, let me discuss this with my colleagues and we'll get back to you." I enjoy when the patient is a little incredulous that you get back to them the following day with an opinion from several experts that would have taken maybe a few months to get individual appointments with. That model works extremely well between our two departments.

### LISA DEANGELIS

Our global team approach is so different from other institutions that it does sometimes take patients and families a little bit of time to acclimate to it. But I think they rapidly come to appreciate the benefit of it. ■

“

**There is no question in my mind that what we bring to the table collectively far exceeds the sum of the individual parts.”**

—LISA DEANGELIS



INTERVIEW WITH

**LEE ERICKSON**

*Deputy Physician-in-Chief  
for Clinical Operations*

**CHRISTIAN OTTO**

*Director of Teleoncology*

Telemedicine uses electronic communications such as video conferencing and secure email to provide care without an in-person visit. Here, Lee Erickson, Deputy Physician-in-Chief for Clinical Operations, speaks with Christian Otto, Director of Teleoncology, about this burgeoning field at MSK. They both joined MSK in early 2017.

**A BOLD NEW TAKE ON CARE**

**LEE ERICKSON**

Implementing telemedicine is about a bigger paradigm shift. We want to move the majority of cancer care out of the healthcare setting entirely. Instead of making you come to us, we'll come to you. If we can turn this whole model inside out, it'd be amazing.

**CHRISTIAN OTTO**

Telemedicine can have a significant impact on quality of life. When patients feel unwell and we're asking them to travel, that can be challenging. We're also seeing data showing survival benefits. For example, take a study done by [MSK epidemiologist] Ethan Basch that was presented at the American Society of Clinical Oncology annual meeting in June 2017.

**LEE ERICKSON**

It showed five months of additional survival just from having patients report their symptoms to their physician.



Lee Erickson (*right*) and Christian Otto are bringing new and existing technologies to MSK to allow patients to receive care virtually.

**CHRISTIAN OTTO**

And that's only one component of symptom monitoring at home. We haven't even added coaching, in which nurses educate patients on corrective behaviors, or the collection of biomedical data. What if we were able to identify an infection early by following our patients' temperatures, and then start antibiotics several days earlier?

**LEE ERICKSON**

I've read about gadgets being worked on that do simple lab tests through your smartphone. Prick your finger and instead of putting the blood into a glucose machine, it's a little insert that goes into your phone.

**CHRISTIAN OTTO**

These tools give a full picture of how the patient is doing. It's being present almost 24-7 versus an oncologist receiving a call when the patient is having a challenge.

**TELEMEDICINE IN ACTION****LEE ERICKSON**

Patients at the Josie Robertson Surgery Center use a program within our patient portal to report how they're doing once they're home, and they seem very happy with it. Say we send you a message every day asking how your pain is, and on day three you text us and say, "Shouldn't I be feeling better by now?" We've actually accumulated enough data to show you a chart for pain that's normal, and you can compare yourself against it. Patients like it. They feel safer and more connected.

**CHRISTIAN OTTO**

I think there's a level of comfort in it. At MSK, we have implemented a falls prevention program that patients are asked if they'd like to participate in. It involves having a camera in the room that lets the nursing staff monitor the patient. You can place a virtual border around the patients who are at high risk for falls so that an alarm sounds if they try to get up unassisted.

**LEE ERICKSON**

Then the person watching the monitor can say to the patient through the system, "I'll come help you."

**CHRISTIAN OTTO**

In the first eight months of a pilot on the fourth floor of Memorial Hospital, patient falls decreased by 50 percent. It's solving a real issue that poses a danger to patients.

**MAKING APPOINTMENTS EASIER****CHRISTIAN OTTO**

I think we will get to a place where the majority of preoperative assessments, symptom management, oncology follow-ups, postoperative wound checks, and discussion of results could be done via telemedicine. And on the other side, there are Uber-like services that go to the patient's home.

**LEE ERICKSON**

We had a patient who had his blood drawn at his kid's Little League game.

**CHRISTIAN OTTO**

We're not trying to do away with face-to-face interaction. We really want to supplement the times that we're not with a patient, and perhaps make some of their appointments easier by having them stay home.

**LOOKING AHEAD****CHRISTIAN OTTO**

First, we're expanding telemedicine across our Manhattan sites. Then we're moving into the regional sites. We have a number of pilots in services like genetics and psychiatry. Our third prong is going to the patient's home.

**LEE ERICKSON**

I think of it like smartphones. In the beginning, they were this really expensive thing for people with disposable income. But we hit a tipping point, and it changed the culture. A similar thing needs to happen in healthcare. When we hit another tipping point, I think we're in for some major disruption.

**CHRISTIAN OTTO**

We've been able to begin pilots in Manhattan, the regional care network, and patients' homes. I think there's so much momentum because of the can-do attitude here.

**LEE ERICKSON**

The can-do attitude around this place is pretty amazing. ■

“

We've been able to begin pilots in Manhattan, the regional care network, and patients' homes. I think there's so much momentum because of the can-do attitude here.”

-CHRISTIAN OTTO

# DRIVING CANCER CARE





Going the extra mile for people affected by cancer is what Ansar Mohammed and Luther Nickelson do best. They are part of a team of 36 shuttle drivers who, on any given day, transport 750 patients, caregivers, and staff to MSK's facilities throughout Manhattan. They also deliver critical medicines, supplies, and patient samples.

Driving patients and families between appointments means they often share personal moments with their passengers. Some of those experiences, like enduring a challenging treatment session or receiving a life-changing diagnosis, are understandably tough. "I can't shy away from this part of my job," Mr. Mohammed says. "I make sure my passengers know I will take care of them. Their doctors and nurses will take care of them. We are all in this together."

But there are many positive moments too. "When I first started three years ago, I was driving a woman who started singing a song that came on the radio," Mr. Nickelson recalls. "She was singing

with such passion, and when I looked in the mirror, I saw tears streaming down her face. She was happy. She had just gotten good news, and it was a healing song. That's what MSK is about — it's a healing place."

Both men are proud to be part of the more than 17,000 scientists, doctors, nurses, and support staff who make up the MSK community. Whether it's offering words of encouragement during a ride between appointments, making groundbreaking scientific discoveries, or providing unmatched patient care, the focus is clear, Mr. Mohammed says: "We all come to work each day to help." ■

“

I make sure my passengers know I will take care of them. Their doctors and nurses will take care of them. We are all in this together.”

—ANSAR MOHAMMED



*Left:* Ansar Mohammed (left) and Luther Nickelson in front of MSK's 53rd Street patient shuttle. *Above left:* Mr. Mohammed, Mr. Nickelson, and manager Paul Adamec. *Above right:* Mr. Mohammed in the driver's seat.

## STATISTICAL PROFILE

13

14

15

16

17

## PATIENT CARE

Patient Admissions: Adults	20,773	20,640	21,064	21,708	<b>21,953</b>
Patient Admissions: Children	1,553	1,504	1,403	1,370	<b>1,553</b>
Total Admissions	22,326	22,144	22,467	23,078	<b>23,506</b>
Total Patient Days	144,345	146,855	151,827	160,072	<b>161,661</b>
Average Patient Stay (days)	6.5	6.6	6.8	6.9	<b>6.9</b>
Bed Occupancy Rate <sup>(1)</sup>	83.0%	84.3%	90.9%	92.5%	<b>94.3%</b>
<hr/>					
Outpatient MD Visits: Manhattan	463,724	480,260	489,897	512,142	<b>526,006</b>
Outpatient MD Visits: Regional Network	108,198	113,699	136,506	153,451	<b>196,232</b>
Total Outpatient Visits	571,922	593,959	626,403	665,593	<b>722,238</b>
Screening Visits	12,826	10,282	22,403	23,497	<b>31,683</b>
Surgical Cases	20,465	20,420	21,368	23,066	<b>25,330</b>
<hr/>					
New Radiation Oncology Patients Starting Treatment: Manhattan	4,031	4,268	4,408	4,831	<b>5,283</b>
New Radiation Oncology Patients Starting Treatment: Regional Network	2,653	2,714	3,017	3,399	<b>4,510</b>
<hr/>					
Diagnostic and Interventional Radiology Procedures	416,360	435,501	466,848	498,372	<b>543,322</b>
Clinical Investigation Protocols <sup>(2)</sup>	735	776	879	1,072	<b>1,133</b>

(1) Based on adjusted bed count

(2) Excludes studies closed to accrual

13      14      15      16      **17**

## STAFF

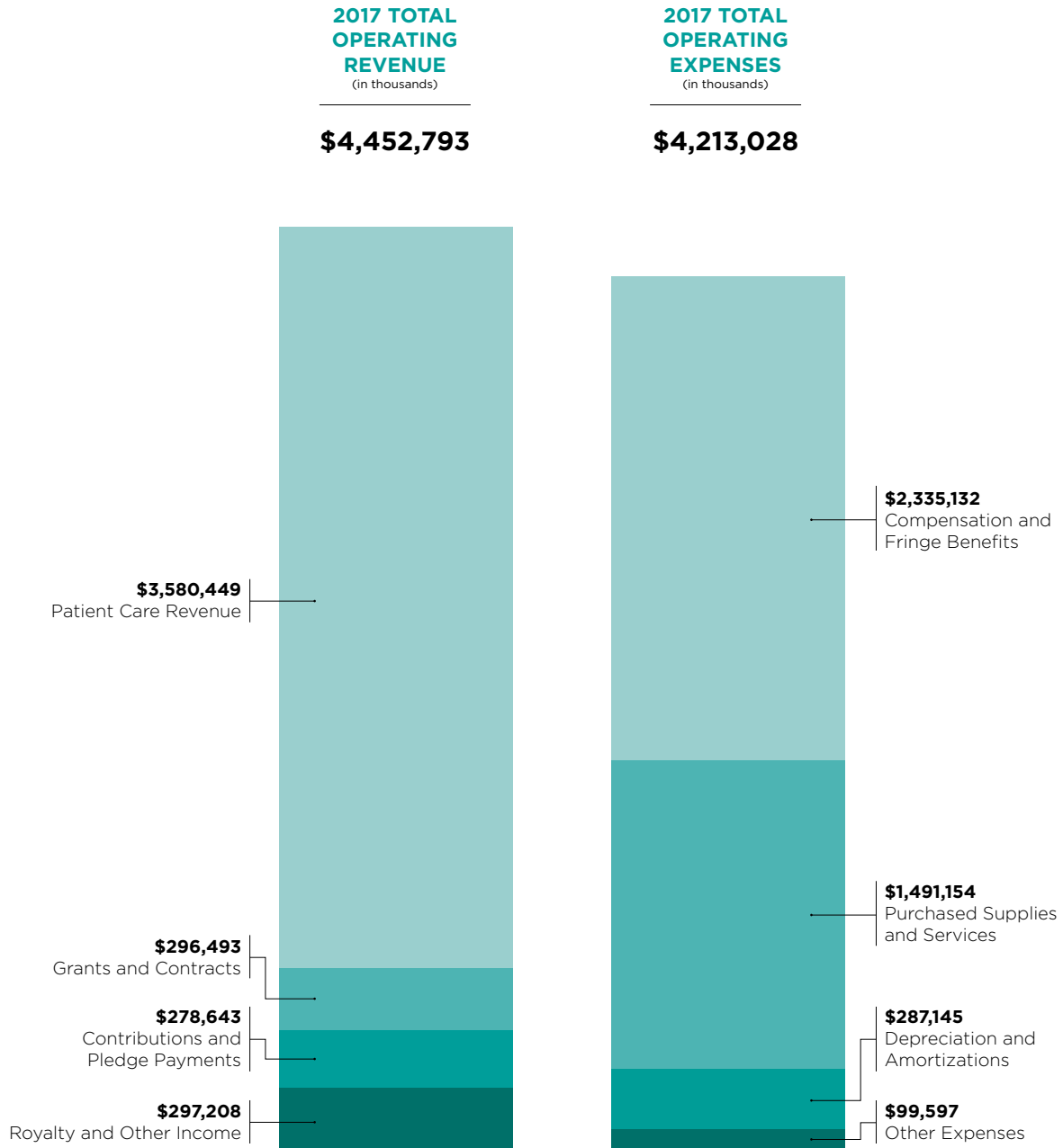
Sloan Kettering Institute Members	143	140	140	131	<b>133</b>
Hospital Attending Staff	935	995	1,033	1,091	<b>1,148</b>
Registered Nurses	2,221	2,373	2,605	2,864	<b>3,721</b>
Administrative and Support Staff	9,707	10,223	10,965	11,638	<b>12,325</b>
Total Staff <sup>(1)</sup>	12,975	13,699	14,711	15,697	<b>17,301</b>
Volunteers	1,004	902	967	943	<b>1,019</b>

## EDUCATION

Residents and Clinical Fellows: Positions	464	465	464	468	<b>468</b>
Residents and Clinical Fellows: Annual Total	1,691	1,674	1,723	1,734	<b>1,749</b>
Research Fellows	323	351	355	344	<b>346</b>
Research Scholars	133	110	98	92	<b>120</b>
Research Associates	91	95	110	112	<b>115</b>
Graduate Research Assistants	41	47	47	43	<b>37</b>
PhD Candidates	227	239	265	292	<b>278</b>
MD/PhD Candidates	19	18	20	26	<b>24</b>
Registrants in CME Programs	3,681	5,614	3,581	4,724	<b>6,098</b>
Medical Observers	630	579	574	563	<b>511</b>
Medical Students	392	505	548	569	<b>577</b>
Nursing Students	179	257	312	351	<b>355</b>
Social Work Students	7	7	4	8	<b>7</b>
Radiation Oncology Technology Students	15	15	15	12	<b>12</b>
Physical Therapy Students	2	6	5	5	<b>6</b>
Occupational Therapy Students	2	3	2	2	<b>2</b>
Laboratory Medicine Students	9	9	18	20	<b>13</b>

(1) In 2017, 26 staff members held appointments in both the institute and the hospital.

## FINANCIAL SUMMARY



13

14

15

16

17

**OPERATING REVENUE** (in thousands)

Patient Care Revenue	\$2,367,731	\$2,560,457	\$2,809,813	\$3,094,461	<b>\$3,580,449</b>
Grants and Contracts	202,061	229,562	234,402	257,893	<b>296,493</b>
Contributions	138,343	168,797	137,538	161,245	<b>191,843</b>
Net Assets Released from Restrictions — Pledge Payments	79,199	103,112	129,528	86,850	<b>86,800</b>
Royalty and Other Income	208,703	241,238	273,556	242,934	<b>159,458</b>
Unrestricted Investment Return Allocated to Operations	82,028	87,917	90,648	136,979	<b>137,750</b>
<b>Total Operating Revenue</b>	<b>\$3,078,065</b>	<b>\$3,391,083</b>	<b>\$3,675,485</b>	<b>\$3,980,362</b>	<b>\$4,452,793</b>

**OPERATING EXPENSES**

Compensation and Fringe Benefits	\$1,689,501	\$1,782,477	\$1,987,388	\$2,131,070	<b>\$2,335,132</b>
Purchased Supplies and Services	924,691	1,062,603	1,172,467	1,311,764	<b>1,491,154</b>
Provision for Bad Debts and Assessments	19,969	35,859	64,194	35,003	<b>54,254</b>
Depreciation and Amortizations	210,373	217,342	232,866	263,964	<b>287,145</b>
Interest Expense	55,039	50,147	49,401	48,724	<b>45,343</b>
<b>Total Operating Expenses</b>	<b>\$2,899,573</b>	<b>\$3,148,428</b>	<b>\$3,506,316</b>	<b>\$3,790,525</b>	<b>\$4,213,028</b>

**INCOME FROM OPERATIONS**

	\$178,492	\$242,655	\$169,169	\$189,837	<b>\$239,765</b>
--	-----------	-----------	-----------	-----------	------------------

**PHILANTHROPIC REVENUE**

	\$380,500	\$376,533	\$276,747	\$317,270	<b>\$318,386</b>
--	-----------	-----------	-----------	-----------	------------------

**CAPITAL SPENDING**

	\$315,282	\$473,859	\$710,873	\$634,134	<b>\$737,965</b>
--	-----------	-----------	-----------	-----------	------------------

**BALANCE SHEET SUMMARY**

Assets	\$8,481,418	\$8,963,268	\$9,592,021	\$9,891,492	<b>\$10,636,012</b>
Liabilities	3,337,444	3,596,860	4,058,058	4,160,515	<b>4,530,909</b>
<b>Net Assets</b>	<b>\$5,143,974</b>	<b>\$5,366,408</b>	<b>\$5,533,963</b>	<b>\$5,730,977</b>	<b>\$6,105,103</b>

## BOARDS OF OVERSEERS AND MANAGERS

AS OF MARCH 31, 2018

**DOUGLAS A. WARNER III**  
*Chair*

**JAMES D. ROBINSON III**  
*Honorary Chair*

**MARIE-JOSÉE KRAVIS**  
*Vice Chair of Boards and  
Chair, Board of Managers,  
Sloan Kettering Institute*

**LOUIS V. GERSTNER, JR.**  
*Honorary Chair of the Board,  
Sloan Kettering Institute*

**SCOTT M. STUART**  
*Vice Chair of Boards and  
Chair, Board of Managers,  
Memorial Hospital*

**RICHARD I. BEATTIE**  
*Honorary Chair of the Board,  
Memorial Hospital*

**CLIFTON S. ROBBINS**  
*Treasurer*

**NORMAN C. SELBY**  
*Secretary*

**CRAIG B. THOMPSON, MD**  
*President and Chief Executive Officer*

Dominic Barton  
Richard I. Beattie  
Aneel Bhusri  
Mrs. John J. Byrne  
Ian M. Cook  
Stanley F. Druckenmiller  
Anthony B. Evnin, PhD  
Roger W. Ferguson, Jr.  
Henry A. Fernandez  
Steve Forbes  
William E. Ford  
Richard N. Foster, PhD  
Stephen Friedman  
Ellen V. Futter

Philip H. Geier, Jr.  
Louis V. Gerstner, Jr.  
Jonathan N. Grayer  
+ Jamee Gregory  
Jane D. Hartley  
Benjamin W. Heineman, Jr.  
William Helman  
David H. Koch  
Marie-Josée Kravis  
Donald B. Marron  
Kathryn Martin  
Jamie C. Nicholls  
James G. Niven  
Hutham S. Olayan

Bruce C. Ratner  
Clifton S. Robbins  
Alexander T. Robertson  
James D. Robinson III  
Virginia M. Rometty  
David M. Rubenstein  
Lewis A. Sanders  
Alan D. Schnitzer  
Norman C. Selby  
Stephen C. Sherrill  
Peter J. Solomon  
John R. Strangfeld  
Scott M. Stuart  
Craig B. Thompson, MD

Lucy R. Waletzky, MD  
Douglas A. Warner III  
Peter A. Weinberg  
Jon Winkelried  
Deborah C. Wright  
Mortimer B. Zuckerman

+ ex officio

### BOARD OF OVERSEERS EMERITI

Peter O. Crisp  
Richard M. Furlaud  
James W. Kinnear  
Paul A. Marks, MD

Elizabeth J. McCormack, PhD  
Benjamin M. Rosen  
Fayez S. Sarofim  
Mrs. Arnold Schwartz

### BOARD OF SCIENTIFIC CONSULTANTS

Frederick R. Applebaum, MD  
Richard Axel, MD  
Phillip A. Cole, MD, PhD  
Nancy E. Davidson, MD  
Titia de Lange, PhD

James R. Downing, MD  
Levi A. Garraway, MD, PhD  
Maura L. Gillison, MD, PhD  
Joseph L. Goldstein, MD  
Gregory Hannon, PhD

Caryn Lerman, PhD  
Arthur Levinson, PhD  
Richard Lifton, MD, PhD  
Paul Nurse, PhD  
Stanley R. Riddell, MD

James E. Rothman, PhD  
William R. Sellers, MD  
Gregory L. Verdine, PhD  
Ralph Weissleder, MD, PhD  
Irving L. Weissman, MD

## LEADERSHIP MEMORIAL SLOAN KETTERING CANCER CENTER

AS OF MARCH 31, 2018

---

### CRAIG B. THOMPSON, MD

*President and  
Chief Executive Officer*

### KATHRYN MARTIN

*Chief Operating Officer*

---

### JOSÉ BASELGA, MD, PhD

*Physician-in-Chief and  
Chief Medical Officer,  
Memorial Hospital*

### JOAN MASSAGUÉ, PhD

*Director, Sloan Kettering Institute*

---

### ELIZABETH N. MCCORMICK, MSN, RN, CENP

*Senior Vice President and Chief  
Nursing Officer*

### MURRAY F. BRENNAN, MD

*Vice President, International  
Programs and Director,  
International Center*

### PAUL SABBATINI, MD

*Deputy Physician-in-Chief,  
Clinical Research*

### PETER STETSON, MD, MA

*Deputy Physician-in-Chief and  
Chief Health Informatics Officer*

### LARRY NORTON, MD

*Senior Vice President, Office of the  
President and Medical Director,  
Evelyn H. Lauder Breast Center*

### LEE ERICKSON, MD

*Deputy Physician-in-Chief,  
Clinical Operations*

### KENT SEPKOWITZ, MD

*Deputy Physician-in-Chief,  
Quality and Safety*

### ROBERT BENEZRA, PhD

*Deputy Director,  
Sloan Kettering Institute  
Core Technologies*

---

### DEBRA BERNS

*Senior Vice President and  
Chief Risk Officer*

### MICHAEL P. GUTNICK

*Executive Vice President and  
Chief Financial Officer*

### JORGE LOPEZ, JR., ESQ.

*Executive Vice President and  
Chief Legal Officer*

### RICHARD K. NAUM

*Senior Vice President, Development*

### KERRY BESSEY

*Senior Vice President and  
Chief Human Resources Officer*

### JAMES T. HARDEN

*Senior Vice President,  
Strategic Partnerships*

### EDWARD J. MAHONEY

*Senior Vice President,  
Facilities Management and  
Construction*

### WENDY PERCHICK

*Senior Vice President,  
Strategic Planning and Innovation*

### MARGARET M. BURKE

*Senior Vice President,  
Ambulatory Care and Hospital  
Operations*

### ELIZABETH A. HERBERT

*Senior Vice President,  
Hospital Administration*

### CYNTHIA MCCOLLUM

*Senior Vice President,  
Hospital Administration*

### PATRICIA C. SKARULIS

*Senior Vice President and  
Chief Information Officer*

### ERIC COTTINGTON, PhD

*Senior Vice President, Research and  
Technology Management*

### JASON KLEIN

*Senior Vice President and  
Chief Investment Officer*

### ANNE MCSWEENEY

*Special Advisor to the President,  
Development*

### CAROL A. SLATTERY

*Vice President,  
Sloan Kettering Institute  
Administration*

### NED GROVES

*Executive Vice President and  
Hospital Administrator*

### RUTH LANDE

*Senior Vice President,  
Patient Revenues*

### AVICE A. MEEHAN

*Senior Vice President and  
Chief Communications Officer*

### MARK SVENNINGSON

*Senior Vice President,  
Finance and Controller*

---

### PAUL A. MARKS, MD

*President Emeritus*

**LOUIS V. GERSTNER, JR. GRADUATE SCHOOL  
OF BIOMEDICAL SCIENCES  
MEMORIAL SLOAN KETTERING CANCER CENTER**

AS OF MARCH 31, 2018

**LOUIS V. GERSTNER, JR.**  
*Chairman of the Board*

**CRAIG B. THOMPSON, MD**  
*President*

**JOAN MASSAGUÉ, PhD**  
*Provost*

**KENNETH J. MARIANS, PhD**  
*Dean*

**LINDA D. BURNLEY**  
*Associate Dean*

**KATHRYN MARTIN**  
*Treasurer*

**MARK SVENNINGSON**  
*Assistant Treasurer*

**CAROLYN B. LEVINE, ESQ.**  
*Secretary*

**TRUSTEES**

Richard I. Beattie  
Ellen V. Futter  
Louis V. Gerstner, Jr.  
David H. Koch

Marie-Josée Kravis  
Peter J. Solomon  
Craig B. Thompson, MD  
Douglas A. Warner III

**SLOAN KETTERING DIVISION  
WEILL CORNELL GRADUATE  
SCHOOL OF MEDICAL SCIENCES**

AS OF MARCH 31, 2018

**JOAN MASSAGUÉ, PhD**  
*Director*

**USHMA NEILL, PhD**  
*Vice President, Scientific Education  
and Training*

**GRADUATE PROGRAM CO-CHAIRS**

**NIKOLA P. PAVLETICH, PhD**  
*Biochemistry and  
Structural Biology Unit*

**MARILYN D. RESH, PhD**  
*Cell and Developmental  
Biology Unit*

**ALEXANDER Y. RUDENSKY, PhD**  
*Immunology and Microbial  
Pathogenesis Unit*

**ANDREW KOFF, PhD**  
*Molecular Biology Unit*

**DAVID A. SCHEINBERG, MD, PhD**  
*Pharmacology Unit*



## MEMORIAL SLOAN KETTERING DEVELOPMENT: THE MOMENTUM CONTINUES

MSK's fundraising operation maintained strong forward momentum during the course of 2017, building on the many achievements of the Campaign for Memorial Sloan Kettering. The Campaign, which officially concluded on December 31, 2016, compiled a record of historic success under the leadership of Co-Chairs Douglas A. Warner III and Louis V. Gerstner, Jr., along with MSK President and CEO Craig B. Thompson.

*Clockwise from top left:* Douglas A. Warner III, Louis V. Gerstner, Jr., Craig B. Thompson, and a Cycle for Survival event in Bethesda, Maryland.



New gifts and pledges to MSK for 2017 totaled \$344.5 million, a 12.1 percent increase over the year before. Of that amount, \$330.3 million were cash gifts.

Dedicated benefactors at all levels contributed to this impressive success. Of the many gifts received, the following stand out for the impact they are having on the institution:

- Alan and Sandra Gerry's commitment of \$15 million to create the Alan and Sandra Gerry Metastasis and Tumor Ecosystems Center, which brings their total support for this vital area of research to \$25 million
- a pledge of \$12.5 million from Board member Stephen Friedman and his wife, Barbara, through their foundation to create the Friedman Family Foundation Functional Genomics Initiative
- the Olayan Group's commitment of \$10 million to establish a precision pediatrics cancer medicine program
- a \$10 million pledge from the Warren Alpert Foundation to create the Warren Alpert Center for Digital and Computational Pathology
- \$7 million from the estate of Mamdouha S. Bobst, which brings the total received from Mrs. Bobst's estate to \$29 million

As in past years, MSK also benefited significantly from the energy and dedication of thousands of volunteers who took part in athletic fundraisers. Cycle for Survival, which ranks as the fastest growing athletic fundraiser in the country, attracted 31,000 participants in 16 cities across the United States and

internationally, in the process raising \$35 million for rare cancer research. And in November, 875 runners participated in the TCS New York City Marathon as members of Fred's Team and raised more than \$5.3 million to fund research at MSK.

Continuing at the helm of the MSK development team in 2017 were Anne M. McSweeney, Special Advisor to the President for Development, and Senior Vice President Richard K. Naum, who over a span of years built MSK's fundraising office into one of the best in the country. The operation is well positioned to support the continued growth in strength and stature of all three aspects of the institution's mission as MSK leads the way into a new era in cancer medicine. ■

## DONORS TO MEMORIAL SLOAN KETTERING

JANUARY 1, 2002–DECEMBER 31, 2017

**\$200,000,000 AND ABOVE**

David H. Koch

**\$100,000,000–\$199,999,999**

The Estate of Geoffrey Beene  
Mr. and Mrs. William H.  
Goodwin, Jr., and the  
Commonwealth Foundation  
for Cancer Research  
Henry and Marie-Josée Kravis  
The Starr Foundation  
Mortimer B. Zuckerman

**\$50,000,000–\$99,999,999**

Stanley F. and Fiona  
Druckenmiller  
The Leonard and Evelyn Lauder  
Foundation  
Virginia and D. K. Ludwig Fund  
for Cancer Research  
Robertson Foundation

**\$25,000,000–\$49,999,999**

The Atlantic Philanthropies  
The Elmer and Mamdouha  
Bobst Foundation  
The Breast Cancer Research  
Foundation  
Jack and Dorothy Byrne  
Foundation  
Alan and Sandra Gerry  
The Louis V. Gerstner, Jr.  
Foundation, Inc.  
Steven A. Greenberg Charitable  
Trust  
The Sidney Kimmel Foundation  
Parker Institute for Cancer  
Immunotherapy  
Prostate Cancer Foundation  
David M. Rubenstein  
Stand Up To Cancer  
The Tow Foundation

**\$20,000,000–\$24,999,999**

Anonymous  
Allan H. Selig  
The Society of MSK  
The Thompson Family  
Foundation

**\$10,000,000–\$19,999,999**

Anonymous  
Trust of Burton Abrams  
The Warren Alpert Foundation  
Bristol-Myers Squibb Company  
The Kristen Ann Carr Fund  
Mr. and Mrs. Raymond T. Dalio  
Shelby Cullom Davis Charitable  
Fund  
The Stephen and Barbara  
Friedman Foundation  
The Arnold and Arlene  
Goldstein Family Foundation  
The Donald B. and Catherine C.  
Marron Foundation  
The Robert and Kate Niehaus  
Foundation  
The Olayan Group  
Mr. and Mrs. Milton Petrie  
Laurance S. Rockefeller  
Laurance S. Rockefeller Fund  
Donna and Benjamin Rosen  
Robert F. X. Sillerman and Laura  
Baudo Sillerman through their  
Tomorrow Foundation  
The Simons Foundation  
The Society Boutique — MSK  
Thrift Shop  
The Society of MSK Special  
Projects Committee  
Stop & Shop Supermarket  
Company, Inc.  
Mr. and Mrs. Douglas A.  
Warner III  
Estate of Kathryn D. Wriston  
Dirk and Natasha Ziff

**\$5,000,000–\$9,999,999**

Anonymous  
Estate of Eleanor Backer  
Band of Parents Foundation  
Robert and John Bendheim  
The Leon Black Family  
Foundation, Inc.  
The Carson Family Charitable  
Trust  
The Steven A. and Alexandra M.  
Cohen Foundation, Inc.  
Ian and Patricia Cook  
Trust of Richard J. Eisemann  
Anthony B. and Judith W. Evnin  
Goldman Sachs & Company  
Mr. and Mrs. Philip H. Geier, Jr.  
Family of Charles Hallac  
Estate of Sherlock Hibbs  
ICAP  
The Jewish Communal Fund  
Dr. and Mrs. Min-Hwan Kao  
F. M. Kirby Foundation, Inc.  
The Robert J. Kleberg, Jr., and  
Helen C. Kleberg Foundation  
Trust of L. H. P. Klotz  
John W. Kluge  
Trust of Evelyn Lauder  
The Lebensfeld Foundation  
Estate of Tse Kyung Lee  
The Leon Lowenstein  
Foundation, Inc., and Robert  
and John Bendheim  
The Lustgarten Foundation for  
Pancreatic Research  
Trust of Estelle A. Manning  
Martin S. and Sheila Major and  
Family  
Melanoma Research Alliance  
Estate of Samuel U. Mitchell  
The Naddisy Foundation  
Jamie Nicholls and Fran Biondi  
Charitable Trust  
Peserga International  
Foundation  
Frederick Henry Prince  
Memorial Fund  
Bruce C. Ratner  
Mr. and Mrs. John S. Reed  
The Robbins Family Foundation  
Dorothy Rose and  
Dr. Milton Rose

Damon Runyon Cancer  
Research Foundation  
Lewis A. Sanders  
Estate of Joseph J. Santry  
Nassef Sawiris  
Richard Serra and Clara  
Weyergraf-Serra  
The Peter Jay Sharp Foundation  
Mr. and Mrs. Richard Siegal  
Estate of Margaret McCormack  
Sokol  
The William and Lynda Steere  
Foundation  
Scott M. and Lisa G. Stuart  
Swim Across America, Inc.  
The Three Little Pigs Foundation  
UBS  
John L. Vogelstein  
Sue and Edgar Wachenheim III  
The Weinberg Family  
Foundations  
Michael A. and Zena Wiener

**\$2,500,000–\$4,999,999**

Anonymous  
Mr. and Mrs. Bruce Adam  
AKTIV Against Cancer  
Alex's Lemonade Stand Foundation  
The Allbritton Foundation  
Bethany Allen  
Stephen and Madeline Anbinder  
John M. Angelo and Judy Hart  
Angelo  
The Laura and John Arnold  
Foundation  
The Arthur & Rochelle Belfer  
Foundation  
Estate of Mary Ann Benjamin  
Estate of Lillian R. Berkman  
Mr. and Mrs. Melvin R. Berlin  
Family  
The James E. and Diane W.  
Burke Foundation, Inc.  
Burroughs Wellcome Fund  
Estate of Nizza Burstyn  
Mrs. D. Wayne Calloway  
Iris and B. Gerald Cantor  
Foundation  
Estate of Marion B. Carstairs

## DONORS TO MEMORIAL SLOAN KETTERING

JANUARY 1, 2002–DECEMBER 31, 2017

James D. Carter	Estate of Charles J. Mauro	<b>\$1,000,000–\$2,499,999</b>	Trust of James J. Corbalis, Jr.
Estate of Anne M. Cassidy	The Abby R. Mauzé Charitable Trust	Anonymous	Cordeiro Family Foundation
Estate of Franklin Chenenky	Estate of Florence Miner	Estate of Marguerite Abrams	Sharon Levine Corzine
Pei-Yuan Chia and the Chia Family Foundation	Gloria Miner	Mr. and Mrs. Andrew B. Abramson	Trust of Caroline S. Coulton
Charles Payson Coleman	The New York Community Trust	Mr. and Mrs. Frederick R. Adler	The Countess Moira Foundation
Estate of Gloria S. Confort	The Samuel I. Newhouse Foundation	Mr. and Mrs. Fred M. Alger III	Creative Bath Products, Inc.
Crimson Lion/Lavine Family Foundation	Stavros S. Niarchos Foundation	Estate of Billie H. Allen	Mr. and Mrs. Peter O. Crisp
The Irma L. and Abram S. Croll Charitable Trust	Nonna's Garden Foundation	Elisabeth and Philip Allen	CureSearch for Children's Cancer
Cure Breast Cancer Foundation, Inc.	Ronald O. Perelman	The Rita Allen Foundation	Estate of Helen M. Curry
The D10	The Pershing Square Foundation	Allen & Company	Trust of Margaret E. Dahm
The Doris Duke Charitable Foundation	Myrna and Bernard Posner	Alliance for Cancer Gene Therapy	John and Georgia DallePezze
The Mitzi and Warren Eisenberg Foundation/The Susan and Leonard Feinstein Foundation	Estate of Catherine R. Price	Estate of Roone P. Arledge	Dennis D. Dammerman
Farmer Family Foundation	Laura and Christopher A. Pucillo	Arms Wide Open Childhood Cancer Foundation	The Dana Foundation
Trust of Harold Farrington	Mrs. Katharine J. Rayner	The Award of Courage Corporation	Mr. and Mrs. Marvin H. Davidson
Estate of Elizabeth M. Frelinghuysen	Trust of Allan J. Riley	Roger and Lori Bahnik	Trust of Myra Davis
Trust of Mary Frohsinn	The Jim and Linda Robinson Foundation	Estate of Eileen W. Bamberger	Estate of Bernard S. Davison
Estate of Jeanette R. Fulham	Jack Rudin	The Batishwa Fellowship	Christina and Emmanuel Di Donna
Estate of Francis Gonzalez	The Louis & Rachel Rudin Foundation	Trust of Edgar D. Baumgartner	Estate of Charles E. Dillman
The Gray Foundation–Basser Initiative	The May & Samuel Rudin Family Foundation	Estate of Leola E. Bell	James and Judith K. Dimon
Jonathan N. Grayer	Estate of Marilyn L. Schaefer	Mr. and Mrs. Daniel C. Benton	Gloria DiPietro-Cooper
Hazen Polsky Foundation, Inc.	Estate of Grace A. Shapiro	Estate of Irma Berg	Trust of James Douglas
William Randolph Hearst Foundations	Dr. David E. and Beth Kobliner Shaw	Allen and Joan Bildner	Michael Douglas and Catherine Zeta-Jones
Mr. and Mrs. Benjamin W. Heineman, Jr.	Mr. and Mrs. H. Virgil Sherrill	The Anita and Leonard Boxer Family Foundation	Trust of Nancy K. Dunn
The Charles and Marjorie Holloway Foundation, Inc.	The Joachim Silbermann Family	Breast Cancer Alliance, Inc.	Trust of Phyllis K. Dunn
Trust of John S. Holmes	Paul E. Singer	Mr. and Mrs. Viatcheslav I. Brecht	Gail and Richard Elden
Estate of Irma A. Howard	Joan and Joel Smilow	Peter and Linda Bren	The Ellison Medical Foundation
William Lawrence & Blanche Hughes Foundation	The Sohn Conference Foundation	The Andrea and Charles Bronfman Philanthropies, Inc.	The Emerald Foundation
Humans of New York	Susan and Peter Solomon Family Foundation	Estate of Helen Brown	Mr. and Mrs. Israel Englander
W. M. Keck Foundation	The Sontag Foundation	Trust of Emil A. Buelens	Entertainment Industry Foundation
Estate of Martin C. Kessler	Sportsmen for Charity	Tory Burch	Mr. and Mrs. David Epstein
Kids Walk for Kids with Cancer	Trust of Marie Stephenson	Estate of Diane B. Burkhardt	Equinox Holdings, Inc.
Susan G. Komen Foundation	George Strawbridge, Jr.	The Burnett Foundation	Estate of Selma Ettenberg
Trust of Grace Fay Lamb	The Margaret Dorrance Strawbridge Foundation of Pennsylvania I	Mr. and Mrs. Donald G. Calder	The Eunice Foundation
Myra Nelson Larrison	The Joseph and Arlene Taub Foundation	Cancer Research Institute	Edward P. Evans Foundation
Livestrong Foundation	Margaretta J. Taylor	Robert B. Catell	Estate of Harry Fagen
The Lymphoma Foundation	Estate of Richmond E. Thompson	John and Michael Chandris	Fayez Sarofim & Co.
Trust of Philip R. Mallory	Trust of Jane Toplitt	The Laura Chang and Arnold Chavkin Charitable Fund	The John K. Figge Family
The Maloris Foundation	TOSA Foundation	Trust of Paul H. Chook	Estate of Barbara D. Finberg
The T. J. Martell Foundation for Leukemia, Cancer, and AIDS Research	The V Foundation for Cancer Research	Trust of Charles P. Ciaffone	First Quality Enterprises, Inc.
The G. Harold & Leila Mathers Foundation	Trust of Bessie Weintraub	Trust of George Clegg	The Jerome and Anne C. Fisher Charitable Foundation
		James L. Coleman	Flight Attendant Medical Research Institute
		Simon & Eve Colin Foundation, Inc.	The Stephanie and Lawrence Flinn, Jr. Charitable Trust
		The Comer Science and Education Foundation	The Raymond and Maria Floyd Family Foundation
		The Connecticut Cancer Foundation	Estate of Harry N. Forman
		Cookies for Kids' Cancer	Terry Fox Run for Cancer Research (NYC)
			Lorraine Friedman

## DONORS TO MEMORIAL SLOAN KETTERING

JANUARY 1, 2002–DECEMBER 31, 2017

Trust of Oscar H. Friedman  
Friezo Family Foundation  
Fund for Ophthalmic  
Knowledge  
Estate of Frank H. Gabriel  
Gabrielle's Angel Foundation  
Sara Gadd  
Estate of Thomas Gardiner  
Trust of Virginia L. Garrison  
The Gateway for Cancer  
Research  
Trust of Florence K. Geffen  
The Lawrence M. Gelb  
Foundation, Inc.  
Genentech  
General Electric Company  
Eileen Genet Fund for Ovarian  
Cancer Research and  
Prevention  
Trust of Josephine A. Gilmore  
Estate of Thelma Gish  
GIST Cancer Research Fund  
Estate of Anna H. Gleason  
Miriam and Alan Goldberg  
Gary Goldbloom  
The Joyce & Irving Goldman  
Family Foundation  
The Horace W. Goldsmith  
Foundation  
Golfers Against Cancer  
Foundation  
The Gordon Fund  
Estate of Andrew S. Gordon  
Trust of Jane H. Gordon  
Grass Family Foundation  
The Marion and Louis  
Grossman Foundation  
Mr. and Mrs. Robert Grossman  
Trust of Helen Guerin  
Kate Medina Guthart and Leo A.  
Guthart  
The Marc Haas Foundation  
Hackers for Hope  
Mr. and Mrs. James J. Hagan  
Estate of Joseph M. Hand  
Mr. and Mrs. John J. Hannan  
Estate of Margaret H. Hanson  
Stephen P. Hanson  
Jamie and Jeffrey Harris  
Gladys and Roland Harriman  
Foundation  
Hassenfeld Family  
The Heckscher Foundation for  
Children  
Trust of Gilbert Helman  
Estate of Marie B. Hilliard

The Y. C. Ho/Helen and Michael  
Chiang Foundation  
Estate of Brian W. Holman  
Estate of Harriet Huber  
The Howard Hughes Medical  
Institute  
Estate of Dorris J. Hutchison  
Leslie Hutchison and  
Virginia Shaw  
Hyundai Hope on Wheels  
IBM Corporation  
Inspire 2 Live Foundation  
Barbara and Tom Israel  
Trust of Harry C. Jaecker, Jr.  
The Rona Jaffe Foundation  
JHSF NY, Inc./GEMA  
Investments/Instituto  
Jose Auriemo  
Estate of Clarence W. Johnson  
Estate of Wilda Johnson  
J. P. Morgan Chase  
The JPB Foundation  
Trust of Marion Kahn  
Estate of Pearl M. Kamer-  
Bloomfield  
Katzman Family Foundation  
Brian & Joelle Kelly Family  
Foundation  
The Brian Kennedy Trust  
Estate of Mary B. Ketcham  
Layla and Ed Khalily  
Estate of John W. Knox  
Mr. and Mrs. Matania Kochavi  
Estate of Rosemarie Krulish  
The Thomas G. Labrecque  
Foundation  
Estate of Emma Landau  
Philippe Laub  
Lebara Foundation  
Gerald Leigh Charitable Trust  
Estate of Wilhelmina LeJeune  
The Lerner Foundation  
Estate of Ada Leventhal  
Estate of Harold F. Levinson  
Leon Levy Foundation  
The LisaBeth Foundation  
The Litwin Foundation  
Harry J. Lloyd Charitable Trust  
Carol and Michael Lowenstein  
Robert S. Ludwig and  
Gwenyth E. Rankin  
Lymphoma Research  
Foundation  
Mr. and Mrs. J. Randall  
MacDonald  
Mr. and Mrs. Joel Mallah

The Lois H. Mann Charitable  
Foundation  
Margaux's Miracle Foundation  
Mrs. Joseph L. Martino  
Mrs. William L. Matheson  
Nancy and Paul McCartney  
Mr. and Mrs. Thomas E.  
McInerney  
Estate of Donald G. McKeon  
Estate of Myra L. McKolic  
Merrill Lynch & Co. Foundation,  
Inc.  
Fred and Marie-Noelle Meyer  
Estate of Wilma S. Mills  
Jim and Mary Jane Milton  
Julie and Edward J. Minskoff  
Estate of Robert C. Mitchell  
Sami Mnamneh  
Trust of Douglas C. Mohl  
The Ambrose Monell  
Foundation  
Tom and Janet Montag  
Estate of Warren A. Montel  
Morgan Stanley  
The William T. Morris  
Foundation  
Mr. and Mrs. Charles H. Mott  
Trust of Anna V. Muller  
Estate of Elaine Muller  
Multiple Myeloma Research  
Foundation  
Mushett Family Foundation,  
Inc.  
Trust of Saul Nathonsohn  
The National Brain Tumor  
Society  
Needles' Family Charitable  
Lead Trust  
The New York Yankees  
Foundation  
George L. Ohrstrom, Jr.  
Foundation  
William C. and Joyce C. O'Neil  
Charitable Trust  
Estate of Abby O'Neill  
The Ovarian Cancer Research  
Fund  
Pancreatic Cancer Action  
Network  
Estate of Jimmie Christine  
Parker  
Francine Parnes  
Party City Corporation  
Pediatric Cancer Foundation  
Estate of Frederick Pelda  
John and Francie Pepper

Trust of Elizabeth L. Perkins  
Perry Capital LLC  
Pfizer Inc.  
Estate of Jean D. Pitcher  
Estate of Jeanne Poli  
Mrs. Jenice Pulver  
Sara and Iser Rabinovitz  
RBC Capital Markets  
Lynne & Andrew Redleaf  
Foundation  
Revlon  
Charles H. Revson Foundation  
RJR Oncodermatology Fund  
Estate of Edith Roberts  
Estate of Josephine T.  
Robertson  
Estate of Anne Morales Rodgers  
Mary Jo and Brian Rogers  
The Felix and Elizabeth  
Rohatyn Foundation  
The Laura Rosenberg  
Foundation, Inc.  
Estate of Lillian E. Rosenmerkel  
Juliet Rosenthal Foundation  
The Peter M. Sacerdote  
Foundation  
The Raymond & Beverly Sackler  
Fund for the Arts and Sciences  
Wendy and Neil Sandler  
Estate of Margaret W. Schafer  
The Richard H. Schneider  
Family – Tami, Brady and  
Casey Schneider  
Estate of Catherine M. Schooley  
The Beatrice & Samuel A. Seaver  
Foundation  
Mr. and Mrs. Norman C. Selby  
The Shen Family Foundation  
Trust of Henry H. Shepard  
Trust of William and Isabelle  
Sherlock  
Mr. and Mrs. Stephen C. Sherrill  
Alfred J. and Stephanie Shuman  
through the Windmill Lane  
Foundation  
Mr. and Mrs. Herbert J. Siegel  
M. Steven and S. David  
Silbermann  
The Rosanne H. Silbermann  
Foundation  
Mary Ann and Arthur M.  
Siskind through the Siskind  
Family Sarcoma Fund  
The Skirball Foundation  
Estate of Ann Smith  
Trust of William Kirkland Smith

## DONORS TO MEMORIAL SLOAN KETTERING

JANUARY 1, 2002-DECEMBER 31, 2017

Trust of Emily V. Smyth  
Trust of Clemance and Edwin Snyder  
St. Baldrick's Foundation  
John R. & Inge P. Stafford Foundation  
Mrs. Kay Stafford and the late Senator Ronald B. Stafford  
Bonnie and Steven E. Stern  
Estate of Stanley R. Stones  
Mr. and Mrs. David K. Storrs  
Mr. and Mrs. Paul A. Street  
The Sussman Family Fund  
Trust of M. Allen Swift  
Tang Family Foundation  
Tarnopol Family Foundation  
Trust of Irving Tirkfield  
Estate of Lillian Tomek  
The Beth C. Tortolani Foundation  
Dom and Tia Tran  
Anthony and Carole Trapani  
The Trump Group  
Tudor Investment Corporation  
Daniel P. and Grace I. Tully Foundation  
Mr. and Mrs. Thomas Tuttle  
Uniting Against Lung Cancer  
Universal Network Television  
Trust of Virginia and Edward Van Dalson  
Vanguard Charitable Endowment Fund  
Estate of William N. Vaughan  
Trust of Edward W. Vollintine  
Trust of Paul H. Volpe  
Lucy R. Waletzky, MD  
Joan and Sanford I. Weill  
Louis and Jane Weinstock  
The Lillian S. Wells Foundation, Inc.  
The Honorable Hilary M. Weston  
Mr. and Mrs. Clay T. Whitehead  
Judy and Fred Wilpon Family Foundation, Inc.  
Estate of Carolyn H. Wilson  
Winterburn Foundation  
Diana S. Wister  
Meryl and Charles H. Witmer  
The Wolfensohn Family Foundation  
Mr. and Mrs. Robert Wright Zev's Fund Inc.  
Ziff Brothers Investment, LLC  
Ronald Zung

**\$500,000-\$999,999**

Anonymous  
Agilent Technologies, Inc.  
American Brain Tumor Association  
The American Italian Cancer Foundation  
American Skin Association  
Estate of Hugo Andriesse  
Roland Arthur  
Aventis Pharmaceuticals, Inc.  
Gail L. Baird Family Foundation  
Mr. and Mrs. Robert C. Baker Family Foundation  
The Bank of America Charitable Gift Fund  
Trust of Barbara G. Bargar  
Estate of Doris A. Baumann  
Richard I. Beattie  
The Arnold and Mabel Beckman Foundation  
Trust of William T. Benitt  
The Besen Family  
The Bie Family Foundation  
Estate of Dan Biele  
Jane and Bill Bird  
Estate of Philip Bisaccio  
Trust of Susan E. Black  
Mr. and Mrs. John N. Blackman, Jr.  
Betty, James, and Thomas Blake (The Thomas Blake, Sr. Memorial Fund)  
The Blue Dot Foundation  
Antoinette E. & Herman Boehm Foundation  
Trust of Ethelvida Boehme  
Estate of William Boehme  
Mr. and Mrs. David Boies  
Estate of Marcel S. Bollag  
Trust of Frederick W. Bonacker, Jr.  
The Bondi Foundation  
Estate of Adele Bozio  
Trust of Nancy J. Bradford  
Terri Brodeur Breast Cancer Foundation  
Trust of Dorothy Fielder Brown  
The Honorable Tina Brozman Foundation  
Mrs. Edwin M. Burke  
Janet Burros Memorial Foundation  
Hilary and Joseph A. Califano, Jr.  
The Cancer Research Foundation of America

The Richard E. Capri Foundation on behalf of the Wolf Family  
Estate of Richard B. Carman  
Mr. and Mrs. Kenneth Carmel  
Estate of Wesley S. Carnrick  
The Tina and Richard V. Carolan Foundation  
James & Patricia Cayne Charitable Trust  
Trust of Betty R. Ciaffone  
Citigroup  
The Julie and Frank Cohen Foundation  
Estate of Harry J. Colish  
The Julien Collot Foundation, Inc.  
Constant Convocation Center  
The Elaine Terner Cooper Foundation  
Trust of Faye Copeland  
Estate of Howard Corlies  
Estate of Leonard Corso  
Frederic R. Coudert Foundation  
Chandler Cox Foundation  
Estate of Helen M. Cramer  
CURE Childhood Cancer  
Mr. and Mrs. Rafic Dahan  
Estate of Thomas R. Daly  
Davis Charitable Foundation  
Estate of Sandra Newman Dawson  
The Thompson Dean Family Foundation  
Estate of Carol T. Decker  
The DeGroot Family Foundation  
Annette and Oscar de la Renta  
Frederick A. DeLuca Foundation  
Dempster Charitable Trust  
Deutsche Bank Securities Inc.  
Elizabeth K. Dollard Charitable Trust  
Estate of Ruth Drazen  
The Walter S. and Lucienne B. Driskill Foundation  
Estate of Louis Duenweg  
Mr. and Mrs. Barclay Ehrler  
Mr. and Mrs. Richard S. Emmet  
Esophageal Cancer Education Foundation  
Trust of Virginia J. Faber  
Arthur Falcone  
Estate of Katie Fasal  
Estate of Beatrice Feinstein  
Paul Felzen

The Fibrolamellar Cancer Foundation  
Estate of Alice H. Ficht  
Trust of Alice D. Fiedler  
Trust of Marie Finch  
The Grace J. Fippinger Foundation, Inc.  
First Eagle Investment Management  
Estate of Susan L. Fischer  
The Michael J. Fox Foundation  
Trust of Ira S. French  
Trust of Dr. Benjamin T. Friedman  
Trust of Edith West Friedmann  
The Anna Fuller Fund  
Estate of Maud Gallagher  
Estate of Joseph G. Gaumont  
Estate of Selma Geller  
Joe Gellert  
Estate of Lillian B. George  
The Gerber Foundation  
The Aaron and Betty Gilman Family Foundation  
Estate of William J. Glasgow  
Estate of Robert E. Gleason  
Mr. and Mrs. Robert S. Goldberg  
Alfred G. & Hope P. Goldstein Fund  
Estate of Helen M. Golen  
Mr. and Mrs. Sidney Goodfriend  
David J. Grais and Lisa A. Cutler  
Mr. and Mrs. Peter G. Grayson  
Mr. and Mrs. Alan I. Greene  
Trust of Phyllis A. Greene  
Trust of Richard M. Greifer  
Estate of Edythe Griffinger  
Peter M. Guggenheimer  
Mr. and Mrs. William W. Haerther, Jr.  
Estate of Ethel V. Haldeman  
Evelyn A. J. Hall Charitable Trust  
Mr. and Mrs. Stephen L. Hammerman  
Estate of Olga V. Hargis  
Susanne and Shelley Harrison  
Mr. and Mrs. William B. Harrison, Jr.  
Jane Hope Hastings  
Philanthropic Trust  
Estate of Judith B. Helfant  
Trust of Richard V. Henry, Jr.  
Estate of Ruth H. Hewlett  
Richard Hogan and Carron Sherry

## DONORS TO MEMORIAL SLOAN KETTERING

JANUARY 1, 2002–DECEMBER 31, 2017

Trust of Milan M. Holdorf  
Trust of H. Thomas Hollingsworth  
Trust of Benjamin Holmes  
Trust of Karla Homburger  
Hope Funds for Cancer Research  
Estate of Claire Hughes-Glasgow  
Estate of Jane Hunter  
The Patricia M. Hynes and Roy L. Reardon Foundation  
Deanne and Arthur Indursky  
Invest for Children, a Foundation of Investindustrial  
Mrs. H. Anthony Ittleton  
Trust of Clyde H. Jacobs  
Johnson & Johnson  
The Robert Wood Johnson Foundation  
Trust of William C. Johnston  
Estate of Al Jolson  
Estate of Horace A. Jones  
Stephanie and Ken Karl  
Trust of Norman Katz  
Fritz and Adelaide Kauffmann Foundation  
Mr. and Mrs. Robert B. Kay  
Pamela and Dwaine Kimmel  
Kinetics Foundation  
Estate of Joan E. Kinley  
Kavlifondet  
Estate of Hazel V. Knapp  
Estate of Ruth Koch  
The Koodish Family Charitable Trust  
Trust of Robert W. Kreger  
Mr. Kenneth J. Kret  
The Kronthal Family  
The Lakeside Foundation  
The Jacob & Valeria Langeloth Foundation  
Trust of Charles T. Larus  
Trust of Ethel T. Larus  
Estate of Owen Laster  
Eugene and Elizabeth Lavin  
Lazard Capital Markets  
Estate of Anne Leventon  
Mr. and Mrs. Allan L. Levey  
Dr. Nancy Alpern Levin  
Fran and Ralph Levine  
Life Raft Group  
Estate of Lillian Light  
Trust of Catherine M. Lincoln  
Estate of Leah W. Linn  
Live4Life Foundation

Trust of Martin C. and Margaret V. Lohsen  
Trust of Louis J. Lombardi  
Mr. and Mrs. Edward Lundy  
Lung Cancer Research Foundation  
LUNgevity Foundation  
Estate of Evelyn P. Lyon  
Earle I. Mack Foundation  
Manhasset Women's Coalition  
Against Breast Cancer  
Estate of Lucille Knowles  
Freedman Mann  
March of Dimes Foundation  
Estate of Dana Marin  
Estate of Anne Markowitz  
Trust of Anthony J. Masard  
Max Cure Foundation  
Mr. and Mrs. Louis V. Mazzella  
Estate of William J. McCann  
Trust of John C. McCormick  
Mr. and Mrs. Thomas R. McCullough  
The James S. McDonnell Foundation  
Estate of Ralph Melson  
The Mesothelioma Applied Research Foundation  
Metlife Foundation  
The Merck Company Foundation  
Estate of Ruth Vitow Messias  
Trust of Russell A. Meyer  
Peter Michael Foundation  
The Milbank Foundation for Rehabilitation  
Francois Wallace Monahan  
The Norman M. Morris Foundation  
Trust of Paula Moss  
Muscular Dystrophy Association  
Mustaches for Kids  
National Childhood Cancer Foundation  
Carole and Raymond Neag  
S. Arthur and Dorothy Neufeld Foundation  
Neuroendocrine Tumor Research Foundation  
News Corporation  
Occidental Petroleum Corporation  
Trust of Melba M. O'Connell  
The Sylvan and Ann Oestreicher Foundation

Trust of Jo Anne H. Olmsted  
E. Stanley O'Neal  
Estate of Beatrice P. K. Palestin  
Elsa U. Pardee Foundation  
The PaulieStrong Foundation  
Estate of James T. Perch  
The Perelman Family Foundation  
The Perkin Fund  
Estate of Philip W. Pfeifer  
Estate of Lucie Picard  
Estate of Marion M. Pincus  
Alicia and Corey Pinkston  
Plastic Surgery Foundation  
Josephine K. Poling  
Polo Ralph Lauren Corporation  
Ruth Porat and Anthony Paduano  
Estate of Gerald E. Proctor  
Project A.L.S.  
Margot Rosenberg Pulitzer Foundation  
PVH Corp.  
The Mitchell P. Rales Family Foundation  
Recanati Foundation  
John Bradbury Reed  
Trust of Irene Dorothy Reel  
Estate of Muriel G. Reich  
James N. Rentas 5K Run/Walk  
Estate of Agnes Rezler  
Trust of Argyll C. Rice  
Estate of Richard A. Riecker  
Louise and Frank Ring  
The Andréa Rizzo Dance Therapy Fund  
Rock Out for the Cure  
Drs. Helena and David Rodbard  
Alexander J. Roepers  
Shafi Roepers  
Trust of William C. Rogers  
Mr. and Mrs. Stephen J. Rosenthal  
The Arthur Ross Foundation, Inc.  
Helena Rubinstein Foundation  
Amanda and David Russekoff  
Trust of Edward G. Ryder  
Moise Safra Family  
Dr. Nathan E. Saint-Amand  
Sarcoma Foundation of America  
Henry Schein Cares Foundation  
Estate of George W. Schneider III  
Ira Schneider Memorial Cancer Foundation

Estate of Alana M. Schuster  
The Seraph Foundation  
Trust of Leonard & Ruth Silverman  
Evelyn R. Simmers Charitable Trust  
Suzanne Cohn Simon  
SIR Foundation  
Trust of Barbara K. Snader  
Estate of William E. Snee  
Beatrice Snyder Foundation  
Lavinia Branca Snyder  
The Society of MSK Associates  
Committee  
Society of New York Workers' Compensation Bar Association  
Estate of Katherine R. Sonneman  
Trust of Shirley J. Sontag  
Roy M. Speer Foundation  
Spin4Survival  
Trust of Barbara A. Stapleton  
Estate of Helen E. Steadman  
Mr. and Mrs. Howard Stern  
Trust of Charles M. Stevenson  
The Mel Stottlemeyer Myeloma Foundation  
Trust of James Strobridge  
Trust of Gail M. Suchocki  
Mrs. Laure Sudreau-Rippe  
The Michael Sweig Foundation  
J. T. Tai & Co. Foundation  
Ping Y. Tai Foundation  
James R. Tanenbaum and Elizabeth M. Scofield  
The Edward N. & Della L. Thome Memorial Foundation, Bank of America, N.A. Trustee  
The Craig D. Tifford Foundation, Inc.  
TripAdvisor Charitable Foundation  
Barbara Davies Troisi Foundation  
Thomas N. Tryforos  
Estate of Stanley F. Tucker  
Turner Construction Company  
Twenty-First Century Fox, Inc.  
The Tyler Foundation  
United Hospital Fund of New York  
United Way of Tri-State  
Trust of Ward M. Vanderpool  
The Vanneck-Bailey Foundation  
Variety-The Children's Charity  
Richard C. Vergobbi

## DONORS TO MEMORIAL SLOAN KETTERING

JANUARY 1, 2002–DECEMBER 31, 2017

Estate of Christine Villano  
Vital Projects Fund, Inc.  
Walk the Walk America, Inc.  
The Warner Foundation, Inc.  
The Wasily Family Foundation  
Estate of Ingeborg K. Watson  
Trust of Thomas J. Watson, Jr.  
Estate of Ruth C. Weismann  
Mr. and Mrs. Harold S.  
Wertheimer  
WestRock Foundation  
Trust of Reamer W. Wigle  
Jacqueline and Robert Willens  
The David and Ellen Williams  
Foundation  
Trust of Maria Wolter  
Mary and Bob Yellowlees  
Trust of Richard A. Yudkin  
Estate of Anna M. Zavatt  
Larry and Anne Zimmerman

**\$250,000–\$499,999**

Anonymous  
Trust of George Aaron  
AbbVie Foundation  
The Louis & Anne Abrons  
Foundation, Inc.  
Accelerate Brain Cancer Cure  
Foundation  
Estate of John D. Adams, Jr.  
Dr. Miriam and Sheldon G.  
Adelson Medical Research  
Foundation  
Adenoid Cystic Carcinoma  
Research Foundation  
The Louis & Bessie Adler  
Foundation  
The Aetna Foundation  
Trust of Sebastian & Helen  
Albrecht  
The Alliance Against ASPS  
Foundation  
Trust of Eileen Alpert  
Alzheimer's Association  
American Asthma Foundation  
American Health Assistance  
Foundation  
American Heart Association  
The American Ireland Fund  
The Ametek Foundation, Inc.  
Dorothy A. Anderson  
Estate of Margaret B. Anderson  
Estate of Mark J. Anton

Estate of Anita S. Appel  
Mr. and Mrs. Frank W.  
Appleton, Jr.  
Estate of Bente Arquin  
Joyce Ashley  
Estate of Rose Ashton-Irvine  
The David R. and Patricia D.  
Atkinson Foundation  
Avon Foundation  
B\*Cured  
Estate of William C. Bahn, Jr.  
Ariela and Mendel Balk  
The Banbury Fund  
Estate of Iris Baranof  
Trust of Margaret D. Barber  
Estate of Florence Barrack  
Estate of Marcia Batten  
Betsy L. Battle  
Trust of Gertrude E. Beck  
Estate of Grace Becker  
Cheryl K. Beebe and James A.  
Grimm  
Estate of Ethel A. Bell  
Trust of Virginia Poole  
Benjamin  
Corinne Berezuk and Michael  
Stieber  
Bergstein Family Foundation  
Estate of Gertrude G. Bernstein  
The Lisa E. Bilotti Foundation  
The Blackstone Charitable  
Foundation  
James Blake Foundation  
The Nancy and Robert S. Blank  
Foundation  
Trust of Ronald M. Blau  
Madeline and Alan S. Blinder  
Estate of Ida Bloom  
Edith C. Blum Foundation, Inc.  
Albert and Betty Bodian  
Estate of Marthe Bonneau  
Trust of Lillian Borchardt  
The Louis L. Borick Foundation  
The Albert C. Bostwick  
Foundation  
Mr. and Mrs. Kevin A.  
Bousquette  
Trust of Alice M. Branch  
The Braver Foundation  
Bridgemill Foundation  
Estate of Paul P. Brielloff  
Bright Focus  
The Brightwater Fund, Gloria  
Jarecki  
Trust of Marie H. Brock  
Trust of Constantine Brown

David A. and Merle L. Brown  
Brownstein Hyatt Farber  
Schreck  
Mr. and Mrs. Norman  
Brownstein  
Estate of Madalyn B. Bryant  
The Bugas Fund  
Estate of Lillian Burg  
Estate of Edith R. Burger  
Gilbert and Ildiko Butler Family  
Foundation, Inc.  
Estate of Marian Butler  
The Cancer Couch Foundation  
Cancer Support Services, Inc.  
The Paul Robert Carey  
Foundation  
Mr. and Mrs. Michael Carr  
Mark A. Castellano  
Estate of Georgia M. Catrini  
Trust of Ruth C. Celarek  
Estate of Burdette G.  
Chamberlin  
Trust of Cicely J. Chandler  
Chanel, Inc.  
Charina Endowment Fund  
Mr. and Mrs. Bernard T. Chaus  
Joan Chorney  
Florence Chu, MD  
Chris4Life Colon Cancer  
Foundation  
CIBC World Markets  
Corporation  
A. James & Alice B. Clark  
Foundation  
Estate of Gerald Clements  
Estate of Dorothy L. Cobb  
Trust of Joan F. Cobb  
Estate of Frances B. Cohen  
Coins for Alzheimer's Research  
Trust  
Paul Jackson Coleman  
Mr. and Mrs. John K. Colgate, Jr.  
Terry Collins  
The Community Foundation for  
Northern Virginia–Hanlon  
Family Fund  
Estate of Robert I. Conley  
Cooley's Anemia Foundation  
Estate of Lillian Copperman  
Estate of Leonard Cossack  
The Cowles Charitable Trust  
Estate of Mary O. Craft  
Cure Alzheimer's Fund  
Estate of Edna W. Curl  
Filomen M. D'Agostino  
Foundation Corp.

Estate of Rosetta Damilano  
Trust of DeWitt S. Davidson  
Guy and Sally Davidson  
Trust of Richard L. Davies  
The Arthur Vining Davis  
Foundations  
Estate of Frederick W. Davis  
Estate of Leonard Davis  
Trust of Marion E. Dean  
Deborah A. DeCotis  
Estate of Lorraine J. Dehoog  
The Delaney Family  
Trust of Carolyn B. Denney  
The De Rosa Foundation for  
Colon Cancer Research and  
Prevention  
The Desmond Tumor Research  
Foundation  
Hester Diamond Foundation  
Mr. and Mrs. Lyman B.  
Dickerson  
The Dickson Foundation  
Estate of Evelyn Z. Diehl  
The DiMenna Foundation, Inc.  
Alcides & Rosaura Diniz  
Foundation  
The Andree Wildenstein  
Dormeuil & Roger Dormeuil  
Foundation  
William C. Dowling, Jr.  
Foundation  
Dresner Foundation  
Dr. Scholl Foundation  
Trust of Margaret Due  
Trust of Harriet C. Duker  
Mr. and Mrs. Adam Dunn  
Trust of Francis C. Dykeman  
Marie E. Dykeman  
Estate of Laura D. Eastman  
The Eberstadt-Kuffner Fund  
Inc.  
ECD Global Alliance  
Mr. and Mrs. Thomas J.  
Edelman  
The Edelman Family  
Eli Lilly & Co.  
Estate of Rita H. Schaefer Elliott  
Empire Blue Cross & Blue Shield  
The Charles Engelhard  
Foundation  
Trust of June K. Evans  
Trust of Lillian Evans  
Lord Evans of Watford  
Trust of Sarah W. Ewing  
Mr. and Mrs. Barton Faber  
Estate of Giuliana Fantini

## DONORS TO MEMORIAL SLOAN KETTERING

JANUARY 1, 2002–DECEMBER 31, 2017

Trust of Mary E. Farrell  
Estate of Ralph R. Feigelson  
The Feinstein Family Foundation  
The Isabel, Harold, and Gerry Feld Fund for Bereavement  
Trust of Robert I. Fendrich  
Hilary Carla Feshbach  
Mrs. Frederick Fialkow  
Estate of Selma Fine  
Jeanne Donovan Fisher  
The Jodi Spiegel Fisher Cancer Foundation  
Aaron Fleischman and Lin Lougheed Foundation  
The Floren Family Foundation  
Fondazione Italiana  
For the Love of Life  
Steve Forbes  
Trust of William Forbes Foundation 14  
The Evan Frankel Foundation  
Mr. and Mrs. Lewis Frankfort  
Trust of Jill and Jayne Franklin  
Mark and Mary-Anne Franklin  
Estate of Mr. Edward W. Frantel  
Frazier Foundation  
The Edna R. Fredel Charitable Lead Annuity Trust  
Estate of Frank O. Fredericks  
Free to Breathe  
The Fribourg Foundation  
Estate of Gerard M. Friedman  
Estate of Eugenie Fromer  
The Anna Fuller Fund  
Richard M. Furlaud  
Estate of Leonard Galasso  
Estate of Regina M. Gallichio  
Estate of Norman D. Galloway  
Mr. and Mrs. Robert M. Gardiner  
Trust of Esther B. Garnsey  
Trust of Frances L. Gatterdam  
Estate of Mildred B. Gehrke  
General Atlantic Foundation  
The Patrick A. Gerschel Foundation  
Leonardo Giambrone  
The Albert and Pearl Ginsberg Foundation  
Liane Ginsberg  
GIST Cancer Awareness Foundation  
The Glades Foundation  
Mr. and Mrs. Eugene J. Glaser  
Trust of Ruby A. Godfrey  
Mr. and Mrs. Bradley Goldberg  
Leslie H. Goldberg  
Trust of Marc S. Goldberg  
Corinne and Daniel Goldman  
Susan Wallack Goldstein  
Arthur A. Gosnell  
Estate of Barbara Grace  
Estate of Felice M. Grad  
Laurence Graff  
Graff Diamonds  
Graham Holdings Company  
Granary Associates  
The Grateful Foundation, Inc.  
Susan Zises Green  
The Greenberg Breast Cancer Research Foundation  
Estate of Eldridge A. Greenlee  
Grinberg Family Foundation  
Virginia and Howard Groombridge  
Mr. and Mrs. Martin D. Gross  
Trust of William Gross  
Shoshanna Gruss  
Gurwitch Products  
Robert C. Halboth  
Mrs. Melville W. Hall  
Trust of Kenneth L. Hallam  
Jeanne G. Hamilton and Lawson W. Hamilton, Jr. Family Foundation, Inc.  
Trust of Florence M. Hammer  
Trust of Robert Hanson  
Mr. and Mrs. Jose Kuri Harfush  
Harrington Discovery Institute  
Mr. and Mrs. Robert L. Hartevelde  
Trust of Abraham Hases  
Estate of Katherine Hawrylow  
Estate of Irma Hayes  
Haymakers for Hope  
Austin D. Hearst  
Hecht and Company  
Philanthropic Fund  
Mr. and Mrs. Charles Heimbold, Jr.  
Cherie Henderson and David Poppe  
Hendrickson Family Foundation  
Heyman-Merrin Family Foundation  
Brian J. Higgins  
The Hillcrest Foundation  
James and Angela Ho  
The Catie Hoch Foundation  
Estate of Laverne Hodges  
Estate of Dorothy M. Holder  
Estate of Martha Holloway  
Mr. and Mrs. D. Gregory Horrigan  
Estate of Chester S. Howard  
Dina Hubell and the Labkon Family  
Estate of Karen L. Hudson  
Estate of Samuel Hughes  
Hunter Douglas  
Syde Hurdus Foundation, Inc.  
IBM International Foundation  
The Interpublic Group of Companies  
Bruce H. Jacobs  
Trust of Clyde H. Jacobs  
Harry A. Jacobs, Jr.  
Janssen Pharmaceutical Products LP  
Estate of Mira Jelin  
Robert Charles Jenkins  
The JMB Hope Foundation  
Estate of Robert L. Jones  
Max Kade Foundation, Inc.  
Eugene S. and Constance Kahn  
The Kahn Charitable Foundation  
The Leonard B. Kahn Foundation  
Kaleidoscope of Hope Foundation  
Estate of William Kanter  
Trust of Henry & Miriam Kaplan  
Edward M. Kaufmann  
Linda and Ilan Kaufthal  
Estate of Helen Keena  
Trust of Fenton O. Keister  
Robert J. Keller  
J. C. Kellogg Foundation  
The John R. Kennedy Foundation  
Kern Family Fund  
Estate of Patricia A. Kerrigan  
The Kettering Family Foundation  
Estate of Ursula A. Kildea  
Trust of Estelle Knapp  
Trust of Paul and Fran Knight  
The Kohlberg Foundation  
The Greater New York City Affiliate of Susan G. Komen for the Cure  
The Kors Le Pere Foundation  
Joel Koschitzky, Ramat Gan Israel  
The Gwen L. Kosinski Foundation  
Mr. and Mrs. Marvin H. Koslow  
The Fred W. Kramer Charitable Trust  
Mr. and Mrs. Robert A. Kramer  
Cheryl Gordon Krongard  
Trust of Walter C. Kronke  
Estate of Samuel Kuflik  
Estate of Ann Kuhlmann  
Estate of Harriette H. Kussin  
Estate of Sidney J. Lacher  
Mr. and Mrs. Joseph M. La Motta  
Estate of Harriet L. Lampert  
The Matthew Larson Foundation for Pediatric Brain Tumors  
Trust of Ella B. Larsson  
Vivian F. Laube  
Lavelle Fund for the Blind, Inc.  
Betty Reid Lawson  
Mrs. Lois H. Lazaro  
The Iris and Junming Le Foundation  
Lead Annuity Trust  
Trust of Joseph Lebednik  
The Richard S. and Karen LeFrak Charitable Foundation  
Mr. and Mrs. Thomas V. Leeds  
In memory of Stacey Leondis  
Estate of Donald LeRoy  
Leukemia Research Foundation  
Estate of Barbara Grande LeVine  
Trust of Leona Levy  
Bertha and Isaac Liberman Foundation, Inc.  
The Anne Boyd Lichtenstein Foundation  
Estate of Helen Lieber  
Estate of John E. Liebmann  
Mr. and Mrs. Richard Lightburn  
Young Ae Lim and Joonsikk Moon  
Pauline H. Lin  
Linda Lipay  
Estate of Marian J. Looser  
Lostritto Family  
Dr. Christine A. Loveland  
Milton Lowenstein  
MacDonald-Peterson Foundation  
MacMillan Family Foundation  
John Magnier  
Estate of Julian Malkiel  
Estate of Albert Manning



## DONORS TO MEMORIAL SLOAN KETTERING

JANUARY 1, 2002-DECEMBER 31, 2017

Trust of Jack & Ruth Marcus	Trust of Edmund L. Murray	Stewart Rahr	Estate of Bertha Schulman
Estate of Marvin Margolies	Edith L. Nathanson	Trust of Harriet C. Rath	The Schultz Foundation
Mrs. John L. Marion	Trust of Louise F. Neely	Bonnie Reiss and Family	Mr. and Mrs. John W. Scully
Susan and Morris Mark	Craig H. Neilsen Foundation	Estate of Helen H. Reiss	Searle Scholars Program
Trust of Sarah H. Marks	Estate of Gwendolyn L. Nekrewich	Trust of Ruben & Helga Resnik	The Selander Foundation
The Marmot Foundation	Estate of Ann M. Nelson	Trust of Anne Ressler	The Select Equity Group Foundation
Estate of Edith Lipphardt Martens	Jerome and Elaine Nerenberg Foundation	Trust of Barbara C. Rex	The Nina and Ivan Selin Family Foundation
Estate of Elizabeth Martin	Muriel Neumann	Estate of Walter E. Rex III	Estate of Sam Seltzer
Trust of Richard and Betty Martin	The Newport Foundation	The Rice Family Foundation	Mr. Frank Senior
Estate of Ann L. Martinez	Trust of Irene Newton	Anne S. Richardson Fund	Seventh District Association, Inc.
Dorothy Marx	The New York Stem Cell Foundation	The Ritter Family Foundation	Estate of Gladys N. Severud
The Lucille and Paul Maslin Foundation	Estate of Jane M. Nicholson	Irene Ritter Foundation	The Shanken Family Foundation
Trust of Cecelia Matarazzo	Trust of Florence S. Nilsson	Trust of Lillian Robbins	Estate of Elizabeth L. Shanley
Estate of Michael Matchen	James G. Niven	Mr. and Mrs. Stephen Robert	Estate of Odette Sharow
Mr. and Mrs. Howard A. Matlin	Fred and Gilda Nobel	Robin Hood Foundation	Trust of Minnie M. Shaw
Estate of Harry H. Maus	The Lyla Nsouli Foundation for Children's Brain Cancer Research	Estate of Sandra Sheppard Rodgers	Hope Sheridan Foundation
Paul S. May	The Oceanic Heritage Foundation	Estate of Ellen S. Rogoff	Shiseido Americas Corporation
The Mayday Fund	Trust of Robert M. Ochs	Kenneth C. Rohan	Renee and Irwin Shishko
The Helen & William Mazer Foundation	Trust of Dorothy B. O'Connor	Ginni Rometty	Estate of Lillian M. Siemionko
MBNA America Bank	Mr. and Mrs. Wm. Montague Oeste, Jr.	Estate of Judith Rosenbaum	The Grace, George, and Judith Silverburgh Foundation
The MBNA Education Foundation	The Okonite Company	Estate of Nathan Rothstein	Leonard and Donna Simon
Mr. Brian McCarthy	Grace Oughton Cancer Foundation	Estate of Wilhelmmina T. Rouget	Trust of Angie S. Skinner
Mary Jane McCarthy	The William & Jane Overman Foundation	Trust of Cecile N. Ruben	The Alan B. Slifka Foundation
The Michael W. McCarthy Foundation	Eileen and James A. Paduano	Trust of Maurice Ruben	Gordon Smith
Mr. and Mrs. Thomas R. McCullough	Parfums de Coeur Ltd.	The Selma and Lawrence Ruben Foundation	The Gordon H. and Norma Smith Family Foundation
Estate of John C. McDaniels	Rosalind and Kenneth Pearlman	Andrew Sabin Family Foundation	Estate of Robert A. Smith
Mr. and Mrs. Jay H. McDowell	Richard S. Pechter	Mrs. Orhan I. Sadik-Khan	Trust of Angie S. Skinner
Estate of Charles McGreevy	PepsiCo Foundation, Inc.	Mrs. Edmond J. Safra	The Alan B. Slifka Foundation
Estate of Mary T. McKibbin	Trust of Jerry Perenchio	Mr. and Mrs. Herbert E. Saks	Gordon Smith
Estate of Alan McMaster	Estate of Ann Perkins	Mara and Ricky Sandler Foundation	The Gordon H. and Norma Smith Family Foundation
Laura Mercier Ovarian Cancer Fund	Estate of Claude E. Petruzzi	Isabella Santos Foundation	Estate of Robert A. Smith
The Reuven Merker Charitable Foundation, Inc.	The Pew Charitable Trusts	Trust of Erika Saphier	Ms. Beryl Snyder
Estate of Despina Messinesi	Mr. Donald Pfanz	The Sass Foundation for Medical Research	Society for Immunotherapy of Cancer
Mr. Robert A. Metzler	Pin Down Bladder Cancer	The Saw Island Foundation	Solving Kids' Cancer
Trust of Russell H. Michel	Mr. and Mrs. Jeroen Henk L. Pit	Trust of Paul C. Sawyer	JMCMRJ Sorrell Foundation
Elizabeth R. Miller and James G. Dinan and the Dinan Family Foundation	Jerry W. Pittman	Trust of Edwin & Grace Sayers	The Seth Sprague Educational and Charitable Foundation
Mr. and Mrs. Richard A. Miller	Estate of Ronald A. Poeter	Mr. Thomas Scalera and Dr. Rebecca Timlin-Scalera	Trust of James L. Stackhouse
Mrs. Minot K. Milliken	Estate of Elizabeth Polotaye Precision Medicine Research Associates	Estate of Christine C. Scanlan	Arthur A. Stamm
Melissa and Robert Mittman	Trust of Helen M. Price	Trusts of Anabel M. Scarborough and Walter L. Scarborough	The Robert Steel Foundation for Pediatric Cancer Research
Estate of Dorothea K. Money	Estate of Seymour Price	The Milton Schamach Foundation, Inc.	Trust of Frederick T. Steinberg
Trust of Anny S. Moore	Prudential Financial, Inc.	Mr. and Mrs. Stephen Scherr	The Jeffrey Steiner Family Foundation
Diana M. Moore	Trust of Raymond F. Prussing	Trust of Edward and Irene Schlosser	The Guy M. Stewart Cancer Fund
Yvonne and Arthur Moretti	Robert Pufahl	Trust of Jennie C. Schneider	Estate of Sonia Stolin-Moresco
Ronald and Brenda Morey	Purdue Pharma LP	Rob and Karen Schneider	Trust of May Strang
The Owen Moscone Foundation	Patricia A. Quick Charitable Trust	Mrs. Silvia A. Schnur	Estate of Erik Straub
		Mr. and Mrs. Paul C. Schorr IV	The Daniel P. Sullivan Clinical Fellowship Fund
		Estate of Evelyn Schrank	Timothy P. Sullivan Charitable Lead Trust
		Trust of Crystal Schull	

## DONORS TO MEMORIAL SLOAN KETTERING

JANUARY 1, 2002–DECEMBER 31, 2017

Susquehanna Foundation	Estate of Ruth Whitfield	The Amaturo Foundation, Inc.	Trust of James R. Barber
Trust of Hazel L. Sutton	William F. and Barbara K.	American Express Foundation	Estate of Lucille H. Barbour
The Taft Foundation	Whitman	American Federation for Aging	Barish Family Foundation
The Paula Takacs Foundation	The Helen Hay Whitney	Research	Trust of Grace M. Barry
for Sarcoma Research	Foundation	American Lung Association	Estate of Kaethe F. Barry
Target MarkeTeam, Inc.	Mr. and Mrs. Frank C.	American Society of Colon and	Estate of Patricia A. Barry
Frank N. Tedesco	Whittelsey III	Rectal Surgeons	Estate of Robert B. Bartow
Estate of Ida Tepper	The Jesse R. Wike Charitable Trust	American Urological	Mario Batali Foundation
Trust of Annette M. Terdina	Estate of Sylvia C. Williams	Association	Trust of Eileen L. Batten
Estate of Stella R. Thater	Kendrick R. Wilson III	Amgen, Inc.	Trust of Joyce A. Battle
Think Pink Rocks	Mr. and Mrs. Jon Winkelried	Estate of Maurice Amzalak	The Modestus Bauer Foundation
Thrasher Research Fund	Elizabeth Winterbottom	Anderman Foundation	Trust of Ruth M. Baughman
Mr. and Mrs. Carl W.	The Winters Family Fund	Mr. and Mrs. Harold F.	Lynn B. Bayard
Timpson, Jr.	Wooden Nickel Foundation	Anderson	Estate of Thelma Beatty
Mr. and Mrs. Alexander Tisch	Worldwide Cancer Research	Richard and Peggy Anderson	Trust of John A. Beaty
Estate of Michael Z. Toman	Trust of Vincent J. Zappolo	Warren and Lillian Anderson	Mr. and Mrs. Edmund Becker
The Robert Mize & Isa White	The Zickler Family Foundation	Mr. and Mrs. Jerome V. Ansel	Lisa J. Becker and Anthony M.
Trimble Family Foundation	Estate of Robert E. Ziegler	Anthony Brands	Pesco
Mr. Steven Trost	Nicholas B. Zoullas	The Antonacci Family	Estate of Charles R. Beechler
Walter and Elaine Ullrich	Mr. and Mrs. Jeffrey A. Zucker	Foundation	Trust of Kathe Begeest
Trust of Irwin C. Unger		Aon Foundation	Laurence D. Belfer
United Leukemia Fund Inc.		Estate of Marilyn Apelson	The Robert & Renee Belfer
United Way of New York City		Maite Aquino Memorial Fund	Family Foundation
The Lucy & Eleanor S. Upton		Mr. and Mrs. Rand V. Araskog	Estate of Robert D. Bennett
Charitable Foundation		Trust of Theodocia D. Arkus	Trust of Isidore Bergner
Estate of Monique Uzielli		Mr. and Mrs. William J.	Mr. Bernard S. Berkowitz
Nancy and Nicholas Valeriani		Armfield IV	Joan and James Berkowitz Fund
The Vasey Foundation		Paul Armin Family Foundation	Berkowitz II Foundation
Veejay Foundation		Nicole Sinek Arnaboldi and Leo	Gary and Carol Berman Family
Estate of Eleanor B. Vogel		Arnaboldi	Foundation, Inc.
Voices Against Brain Cancer		Kym S. Arnone	Estate of Tony P. Bernabich
Foundation		The Aronson Family	The Bill Bernbach Foundation
Douglas Walker		Foundation	Steffi and Robert Berne
Estate of Muriel F. Wall		Trust of Richard Aronson	Mrs. Louis Bernstein
The Bert & Sandra Wasserman		Mary Kay Ash Charitable	Luciano and Giancarla Berti
Foundation		Foundation	Be the Difference Foundation
Marla J. Wasserman		The Isaac and Carol Auerbach	Jacqueline Bikoff
Clyde Watson and Denis Devlin		Family Foundation	Estate of Margaret L. Bingman
Samuel Waxman Cancer		Autism Speaks	Biomet
Research Foundation		AVIESAN	Trust of C. June Bisplinghoff
Trust of Geraldine W. Webber		The Ayres Baechle Foundation	BJ's Charitable Foundation
The Sue Ann and John L.		Mr. and Mrs. Charles Ayres	Bladder Cancer Advocacy
Weinberg Foundation		Trust of Maureen E. Bacchi	Network
Stephen L. Weiner		Dr. Joseph J. Bailey	Trust of Raymond Blake
The Scott Weingard Memorial		Elliot A. Baines	Blaker Family Fund
Fund		The Baird Family Fund	Hector Payares Blanco
Mr. and Mrs. Boaz Weinstein		Mrs. Judy K. and Mr. Jack W.	Bill Blass Licensing Company, Inc.
Estate of Elias Weiss		Baker	Mr. and Mrs. Jeff T. Blau
In memory of Marie T. Weiss		The Solomon R. and Rebecca D.	Ambassador and Mrs. Alan J.
John A. Weissenbach and Ann		Baker Foundation	Blinken
Southworth		David M. and Barbara Baldwin	Mr. and Mrs. James A. Block
Effie Wells-Lonning		Foundation Inc.	Estate of Vivian K. Blonder
Trust of Ida Wharton		Estate of David B. Ballard	Trust of George Bloostein
Estate of Ann White		Estate of Harold P. Bannister	The Walter & Adi Blum
Whitehall Foundation		Mr. and Mrs. Robert L.	Foundation, Inc.
John C. Whitehead		Barbanell	Trust of Eli Blumenfeld

**\$100,000–\$249,999**

Anonymous  
 44Love Project  
 A & P Foundation  
 Catherine and Paul Aaron  
 Mr. and Mrs. Ghazi Abbar  
 Abbott Laboratories  
 Jean Ackerman  
 Estate of Michael Ackerman  
 Acorn Foundation  
 Mr. and Mrs. William R.  
 Acquavella  
 Mr. and Mrs. Laszlo Adam  
 The Francis X. Ahearn, Sr.  
 Foundation  
 Roger and Elizabeth Ailes  
 Mr. and Mrs. Lee S. Ainslie, III  
 Ms. Kay Alchu  
 Trust of Eileen I. Alessandrini  
 Daniel G. Alexander  
 Lee A. Alexander  
 The Shana Alexander Charitable  
 Foundation  
 Alexandria Real Estate Equities,  
 Inc.  
 Mr. and Mrs. John P. Allen  
 Robert and Elaine Allen  
 AllianceBernstein  
 Alliance for Life Sciences &  
 Health  
 Estate of Lori S. Alper  
 Mr. and Mrs. Robert I. Alpern  
 Sheikha Noura Alsheikh

## DONORS TO MEMORIAL SLOAN KETTERING

JANUARY 1, 2002–DECEMBER 31, 2017

Harold and Adele Blumenkrantz  
Estate of Simon P. Blustone  
D. Dixon Boardman  
Bruce Bocina  
Estate of Marti A. Boden  
Peter Bodok  
Estate of Alan A. Bohlinger  
Estate of Marjorie R. Boselly  
The Boston Foundation  
Estate of Lydia Botfeld  
Alan F. Bovee  
Trust of William R. Boyle  
Estate of Mary C. Brabson  
Estate of Elsie L. Bradford  
The Bradshaw Family  
Neal C. Bradsher and Elizabeth M. Johnson  
Brahman Capital  
Brain Tumor Funders' Collaborative  
Anna M. and Mark R. Brann  
Mr. and Mrs. Henry R. Breck  
Milton Brenner  
Mr. and Mrs. Fred J. Brettschneider  
Estate of Mae Bridewell  
The Broder Family Foundation, Inc.  
Estate of Edna Brodie  
Estate of Eleanor V. Brogdon  
Tom and Meredith Brokaw  
Randall Brooks  
Carl and Nickey Brown  
Trust of Fern G. Brown  
Ms. Betsy Levine-Brown and Mr. Marc Brown  
Trust of Ruth Ann Brown  
Estate of William A. Brown, Sr.  
Brown Helicopter, Inc.  
Brown Performance Group  
Trust of Blanche A. Browne  
The Brownington Foundation  
Estate of Vernon Brunelle  
Estate of Sheri-Ann Bryan  
Elizabeth Bucher  
Trust of William R. Buchner  
The Peter & Carmen Lucia Buck Foundation  
Estate of Edwin Buckingham  
Melva Bucksbaum and the Robert I. Goldman Foundation  
Janna Bullock  
Mr. and Mrs. Roy R. Bumsted III  
Trust of Florence Bunn  
Mr. and Mrs. Franz H. Burda  
Mrs. Coleman P. Burke  
Trust of Dorothy A. Burkert  
Estate of Louise V. Burnett  
Mr. and Mrs. Harold Busch  
Mr. and Mrs. Jonathan J. Bush  
Estate of John D. Bush  
The Paul Nabil Bustany Foundation  
Estate of Ruth J. Butterworth  
Estate of Lillian A. Byman  
Dr. and Mrs. Robert A. Caine  
Mr. and Mrs. Bruce L. Calhoun  
Mr. and Mrs. Jeremiah M. Callaghan  
Trust of Douglas M. & Dorothy M. Calligar  
Trust of Marilyn Campbell  
Cancer Research & Treatment Fund  
Leah Rush Cann  
James A. Cannon  
Estate of Edward A. Cantor  
Paul T. Cappuccio  
Michael and Carol Carey  
Carlsberg Foundation  
Trust of Jacqueline Carnrick  
Mr. and Mrs. Edmund M. Carpenter  
Mr. and Mrs. Warren E. Carpenter III  
Estate of Eugene Carrara  
Estate of Irene A. Carson  
Estate of William K. Carson  
Mr. and Mrs. William M. Carson  
Estate of Colon B. Carter  
Trust of Winifred T. Carter  
Estate of Elsie Cartotto  
Joan (Perkowski) Cashin Foundation  
Casual Male Corp.  
Catch 25 Foundation, Inc.  
Catwalk 4 Cancer  
The Cayuga Foundation  
Estate of Charlotte A. Celian  
Mr. and Mrs. E. Val Cerutti  
Trust of George F. Chagnet  
Trust of Henry D. Chaikin  
Dr. Kalpana Chakraborty  
Ray and Patti Chambers  
Margaret Anne Chappell  
Tribhuvan N. and Sadhna Chaturvedi  
Trust of Mea Chee  
Michael and Pamela Chepiga  
Estate of Camille Chericone  
Chesed 24/7  
Child Neurology Foundation  
Childhood Brain Tumor Foundation  
The Children's Brain Tumor Foundation  
Children's Neuroblastoma Cancer Foundation  
The Francis and Miranda Childress Foundation  
The Jane Coffin Childs Memorial Fund for Medical Research  
Chordoma Foundation  
Estate of Selma Chyatt  
William Joseph Ciliberti  
The Cindy Foundation for Ovarian Cancer Research  
Judith Ann Cion Revocable Trust  
Estate of Piera Circiello  
Amanda Styles Cirelli Foundation for Pediatric Cancer Research  
Mr. and Mrs. Robert Citrone  
The Anne L. and George H. Clapp Trust  
Estate of Lyman W. Clardy  
Mr. and Mrs. Neil A. Clark  
Estate of Ina Clarke  
Estate of Mary M. Cleary  
Cleveland Clinic Health System  
CLL Global Research Foundation  
Estate of Albert Cohen  
Trust of David Cohen  
Mr. and Mrs. Laurence W. Cohen  
Clarence L. Coleman Jr. and Lillian S. Coleman Foundation  
James J. Coleman, Jr.  
Estate of Gertrude T. Coles  
Karen Collias and Geoffrey Levitt  
Robert and Maryann Collin  
Estate of Arthur R. Collins  
Estate of Edna E. Collins  
Estate of Lila V. Collins  
The Colon Cancer Foundation  
James J. Colt Foundation, Inc.  
Comerica Charitable Trust  
Community Foundation for Greater Atlanta  
Condé Nast Publications  
Estate of John Confort, Jr.  
Mr. and Mrs. Alexius Conroy  
Consolidated Edison Company of New York  
Dudley P. Cook  
Mr. and Mrs. Errol M. Cook  
Trust of Kristen H. Cook  
Estate of Phyllis Cook  
Mrs. William B. Cook  
Mr. and Mrs. E. Gerald Cooper  
Estate of Ruth L. Cooper  
Estate of Morris Coppersmith  
Estate of G. R. Couch  
Mr. and Mrs. Paul Coulson  
Courtesy Associates, Inc.  
The Cowboy Fund  
Anne Cox Chambers Foundation  
Estate of Edith C. Cox  
Trust of Burton L. Craig, Jr.  
Trust of Franklin C. Craig  
W. Michael and Lois Craig  
Estate of John A. Crampton  
Credit Suisse Group  
Trust of Louise Crites  
Crohn's & Colitis Foundation of America  
The Crown Family  
Bruce Crystal  
Trust of Leroy & Barbara Cubicciotti  
The Cure Starts Now  
Mr. and Mrs. James F. Curtis III  
Cusa Realty, LLC  
Custom Design Communications, Inc.  
William J. Cwenn  
Mark and Elizabeth Czarnecki  
Mrs. Charles A. Dana, Jr.  
Estate of Richard Daniels  
The Gloria and Sidney Danziger Foundation, Inc.  
Estate of Hannah Danziger  
The E. S. P. Das Foundation  
Barbara A. Dauphin  
The Davee Foundation  
Estate of Paul D'Aversa  
Estate of Hazel Davidson  
Mr. and Mrs. Scott E. Davidson  
The Ellen and Gary Davis Foundation  
Trust of Jane Davies  
Trust of Hermine S. Dawson  
Roxana V. Dawson  
Estate of Sara De Castro  
Estate of Karin D. de Chellis  
Estate of Jean Decker  
Estate of Libiro DeFilippis  
The Lawrence and Florence DeGeorge Charitable Trust  
Lynn DeGregorio

## DONORS TO MEMORIAL SLOAN KETTERING

JANUARY 1, 2002–DECEMBER 31, 2017

The DeGregorio Family Foundation  
 Mr. and Mrs. Roberto de Guardiola  
 Estate of Katherine C. DeHaan Goff  
 Mr. and Mrs. Morgan A.G. Dejoux  
 Anthony Del Bove  
 Estate of Helen Demetriades  
 Mr. and Mrs. Steven Denning  
 The Derfner Foundation  
 Mr. and Mrs. Francois de Saint Phalle  
 Ernst and Paula Deutsch Foundation  
 Thomas and Margaret DeVita  
 The DeWitt Wallace Fund  
 Mr. and Mrs. Anthony Diaco  
 The Miriam & Arthur Diamond Charitable Trust  
 The Ernest & Jeanette Dicker Foundation  
 Estate of Margaret DiDonato  
 Estate of Richard I. Diennor  
 Trust of Mary L. Dillon  
 Discavage Family Foundation  
 Mr. and Mrs. Daniel L. Doctoroff  
 Oliver S. & Jennie R. Donaldson Charitable Trust  
 Estate of Maurice A. Donovan  
 John R. Doss  
 Percy S. Douglas  
 Estate of Susie M. Downing  
 Mr. and Mrs. Frank P. Doyle  
 Trust of Max Drechsler  
 Dreyer's Grand Ice Cream, Inc.  
 Estate of Donald E. Drinkwine  
 Jane Clausen Drorbaugh  
 Dr. Jeffrey Duban  
 Trust of Anne Duerden  
 Trust of Patricia P. Duffy  
 Estate of Doris M. Dunham  
 Margaret H. Dunwiddie  
 The Durst Organization, Inc.  
 Estate of Evelyn J. Dyba  
 Thomas Edelman  
 Doris M. Edwards  
 E. E. Cruz Company  
 Mr. and Mrs. Blair W. Efron  
 Trust of Bertram Ehrlich  
 Trust of Raymond Ehrlich  
 Estate of Elinor Ehrman  
 Estate of Greta Einhorn  
 Albert Eisenberg Foundation Trust  
 Estate of Estelle Eisenstat  
 Mr. and Mrs. Frederick Elghanayan  
 Martin Elk League for Cancer Research  
 Trust of Arnold B. and Joan S. Elkind  
 Andrew J. Entwistle  
 EOS Products, LLC  
 Estate of Lillian Epps  
 Mr. and Mrs. Christopher Errico  
 Rafael Etzion  
 The Charles Evans Foundation  
 Estate of Eugene M. Evans, Jr.  
 The Evslyn Family Foundation  
 Expect Miracles Foundation  
 Trust of James D. Ezzell  
 Gloria B. Falkson  
 Family Reach Foundation  
 Fanconi Anemia Research Fund  
 Mr. and Mrs. Alfonso Fanjul, Jr.  
 Mr. and Mrs. James T. Fantaci  
 Joyce Fefferman  
 Estate of Marion E. Feigenbaum  
 The Alfred & Harriet Feinman Foundation  
 Gretchen V. and Samuel M. Feldman  
 The Corinne Feller Memorial Fund  
 Roger W. Ferguson, Jr.  
 Trust of Thelma F. Fernandez  
 Fetzer Institute  
 Trust of Lydia K. Fiedler  
 Michael Fieldstone and Maya Hartman  
 Debra Fine and Martin Schneider  
 Estate of Gloria Fine  
 Randee and Howard Fischer  
 Estate of James K. Fisher  
 Estate of Nellie G. Fishman  
 Estate of William and Frederica Fissell  
 Trust of Loretta B. Fitzgerald  
 Mr. and Mrs. Thomas M. Fitzgerald III  
 James B. Flaws and Marcia D. Weber  
 Fleisher Family Foundation  
 The Francis Florio Fund of the New York Community Trust  
 Trust of Robert B. Fordham  
 The Mary Alice Fortin Foundation  
 Richard N. Foster  
 Trust of Aida A. Foti  
 Foundation for Women's Cancer  
 Four Seasons Hotel–New York  
 The Fan Fox and Leslie R. Samuels Foundation, Inc.  
 Amy K. Foy and Nicholas J. DeFlora  
 Estate of Thomas R. Foy  
 Maria Frangella Foundation for Colon Cancer Research  
 Claire and Meyer W. Frank and Leann Frank Charitable Foundation  
 Trust of Irene R. Frank  
 Mr. and Mrs. Joel M. Frank  
 Nicole and Steve Frankel  
 Helen Frankenthaler Foundation  
 Mr. and Mrs. David Lee Frankfurt  
 Trust of James and Mary Frankhouser  
 Doreen Frasca and Tom Mead  
 Estate of Gloria Freed  
 The Freed Foundation  
 Estate of Katherine Freeman  
 Mr. and Mrs. Sanford Freiman  
 Frey Family Foundation, Inc.  
 Zoltan Fried  
 Susan and Fred Friedman  
 Charles A. Frueauff Foundation  
 Estate of Bella Frutkin  
 Estate of Roger M. Furiness  
 Estate of Joseph F. Fursa, Jr.  
 Mr. and Mrs. Thomas J. Gahan  
 Trust of Ralph W. Gaines  
 Estate of Anne Gallagher  
 Anita C. Garoppolo  
 Mr. and Mrs. Julius R. Gaudio  
 GC for a Cure 5K Run/Walk  
 Bruce G. Geary Foundation  
 Trust of Louis C. Geiger  
 Trust of William G. Genner, Sr.  
 Kara and Peter Georgiopoulos  
 Estate of Jacques A. Gerard  
 Robert and Sylvia Gergen  
 Estate of Charles J. Gerhart  
 Panayotis Gerolymatos  
 Trust of Alda Getti  
 Estate of Theresa A. Ghiringhello  
 Judith Gibbons and Francesco Scattone  
 The Ryan Gibson Foundation  
 Marlene and Alan Gilbert  
 Gilead Sciences  
 Estate of Rosemarie M. Gilman  
 Mrs. Bruce A. Gimbel  
 Trust of Adele Ginsburg  
 Mr. and Mrs. William H. Girvan  
 The Harvey S. Gitlin Family Foundation  
 Gail C. Gittleson  
 Estate of Grace E. Glenn  
 Glenwood Management Corporation  
 Victoria and Justin Gmelich  
 Trust of Carmen Gobbi  
 Trust of Glenn R. Gobble  
 Christina and Peter Gold  
 The Goldhirsh Foundation  
 Goldhirsh-Yellin Foundation  
 Estate of Elizabeth B. Golding  
 Ms. Miriam Goldman  
 The Barbara L. Goldsmith Foundation  
 Shelley and Graham Goldsmith  
 Lawrence Goldstone, MD  
 Herman B. Golub Charitable Trust  
 Trust of Manuel and Anne Goodman  
 Google  
 Trust of Steve Gorczyca  
 Christy and Sheldon Gordon  
 Jeff Gordon Children's Foundation  
 The Gordon Family Foundation, Inc.  
 Trust of Louise S. Gosse  
 Marietta A. Goulandris  
 Eileen F. Gould and Robert J. Dwyer  
 Julie Gould Fund for Medical Research  
 Estate of Richard P. Gould  
 Go With Courage, Inc.  
 Grantham Mayo Van Otterloo & Co.  
 Estate of Harvey R. Graveline  
 Stephen and Myrna Greenberg  
 Brigadier General and Mrs. William S. Greenberg  
 Estate of Helen S. Greenwood  
 Mr. and Mrs. Peter S. Gregory  
 Trust of Maurice Griffel  
 Trust of Dorothy G. Griffin  
 John and Amy Griffin Foundation  
 Mr. and Mrs. Melvin W. Griffin  
 Trust of William C. Griffith, Jr.  
 Trust of Vernon H. Grigg  
 Grodetsky Family Foundation  
 Estate of Evelyn Gross  
 Estate of J. Stanley Gross

## DONORS TO MEMORIAL SLOAN KETTERING

JANUARY 1, 2002-DECEMBER 31, 2017

Trust of Lambert J. Gross  
Estate of Anthony Grosso  
Trust of Bernice I. Grossteiner  
Allen J. Grubman  
Kenneth and Ginny Grunley  
Audrey and Martin Gruss  
Foundation  
Estate of Wanda Grzymala  
Guardsmark, LLC  
Marilyn B. Gula Mountains of  
Hope Foundation  
Estate of Pauline R. Gulau  
Trust of Elizabeth Guon  
Drs. Satyendra and Manjula  
Gupta  
Estate of Gloria E. Gurney  
Gurney Foundation  
Mimi and Peter Haas Fund  
Helen and Samuel Haber  
Hachette Filipacchi Media U.S.  
Jayma Meyer Hack and Bruce  
L. Hack  
The Hagedorn Fund  
The Laverna Hahn Trust  
Estate of Margaret S. Hahn  
Hairy Cell Leukemia  
Foundation  
Martin and Deborah Hale  
Estate of Elizabeth W. Hall  
Estate of Mazie J. Hall  
Trust of Lawrence E. Halvorsen  
Estate of Helen Sue Hameetman  
Milton and Miriam Handler  
Foundation  
Estate of Stanley E. Handman  
Trust of Elaine A. Hansen  
Estate of Marion K. Hardwicke  
Estate of Mary Jane Harrington  
The Mary W. Harriman  
Foundation  
Trust of Eugene R. Harris  
Leonard B. Hart  
Laura Hartenbaum Breast  
Cancer Foundation  
Trust of William Hartman  
Mr. and Mrs. William R. Hartong  
The Abbe & Lloyd Hascoe  
Foundation  
Have a Chance, Inc.  
Trust of Peter J. Hayes  
Morris A. Hazan Family  
Foundation  
HCCF Foundation  
Mr. and Mrs. Andrew P. Heaney  
Trust of Lonie G. Hearn  
Gillian Hearst  
The Per and Astrid Heidenreich  
Family Foundation  
Trust of Shirley S. Heiligman  
Mr. and Mrs. Robert M.  
Hendrickson  
Mr. and Mrs. John Hennessy  
The Maxine R. and Richard L.  
Henry Trust  
Estate of Robert Hensel, Jr.  
Estate of Antje Hensen  
The John & Rose Herman  
Foundation  
Carolina Herrera, Ltd.  
Trust of Leon Hershaft  
Estate of Rita Hertzig  
Ms. Marlene Hess and Mr. Jim  
Zirin  
Trust of Marie Hesselbach  
Hewlett-Packard Company  
Heymann-Wolf Foundation  
Trust of Gerald R. Hierung  
Estate of Manny Hilfman  
Hillenbrand Family Foundation  
Mrs. John S. Hilson  
The Mark Hindy Charitable  
Foundation  
Trust of Myfanwy Hinkle  
The Hippodrome Dry Cleaning  
Histiocytosis Association  
Estate of Vladimir Hladik  
Estate of Edward B. Hodge  
Estate of Agnes S. V. Hoffman  
Estate of Marion Hoffman  
Estate of Ruth M. Hoffman  
Trust of Steward B. Hoffman, Sr.  
Hoffman-La Roche Inc.  
Deborah H. and Sigmar K.  
Hofmann  
Hope V. Hofmann  
Mrs. Carolyn T. Holden  
Trust of Burt Holtzman  
Howard and Carol Holtzmann  
Estate of Margaret Hooghuis  
Estate of Herman L. Hoops  
Trust of Anita S. Horbacz  
Alfred Samson Hou  
Robert Howard Family  
Foundation  
Ted and Laura Hromadka  
Estate of Frank Huber  
Nancy Hughes  
Humanscale Corporation  
Estate of Edna Hunt  
Carol Hunter  
Constance D. Hunter  
Estate of Edith M. Hunter  
James B. Hunter  
The Dr. Maxwell Hurston  
Family Foundation, Inc.  
I Back Jack Foundation, Inc.  
IBM Employee Services Center  
Zapfel Fund  
Mr. and Mrs. David W. Ichel  
Estate of Priscilla T. Iden  
Inamed Corporation  
Incyte Corporation  
Ingersoll Rand Company  
Mr. and Mrs. William H. Ingram  
International Myeloma  
Foundation  
Irish Society of Medical  
Oncology  
It Figures LLC  
Jacobus-Iacobucci Foundation  
Estate of Harold F. Jaeger  
Mr. and Mrs. Stanley R. Jaffe  
Thomas Jaffe  
James Family Foundation  
JDRF  
Trust of Ann E. Jennings  
Richard H. Jenrette  
The Jewish Communal Fund  
Jewish Federation of Cleveland  
Mr. and Mrs. Peter James  
Johnson, Jr.  
The Samuel C. Johnson Trust  
Mr. and Mrs. Roy J. Johnston  
Trust of Vivyan Jordan  
Robyn and Ken Joseph  
Dr. Anil and Mrs. Anju Joshi  
J.P. Wish Fund  
Judges and Lawyers Breast  
Cancer Alert  
Trust of Frank J. Kahn  
Trust of Nina M. Kaiser  
Jane Kalmus  
Harry P. Kamen Family  
Foundation  
Mr. and Mrs. Daniel B. Kamensky  
Trust of Mildred Kaminsky  
Estate of Julie Kammerer  
Kanarek Family Foundation  
Estate of Lee L. Kanarian  
Estate of Eleanor Kane  
Mr. and Mrs. William Kane  
Estate of Bernard Kantor  
Steve and Meghan Kanzer  
Estate of Irvin L. Kaplan  
The Lawrence Kaplan and  
Marilyn Kaplan Foundation  
Marie H. Karger  
The Karma Foundation  
George Karnoutsos  
Kat's Ribbon of Hope  
Trust of Jerry Katz  
Trust of Toby Katz  
The Katzin Foundation  
Trust of John Kaufmann, Jr.  
Trust of Ralph W. Kaufmann  
Mr. and Mrs. Robert M. Kavner  
Carl Michael Kawaja and  
Gwendolyn N. Holcombe  
Thomas F. Kearns  
Charles L. Keith & Clara Miller  
Foundation  
Trust of Harry M. Kelly  
Trust of Jacquelin J. Kelly  
Estate of Ruth C. Kelly  
Mrs. Ann Kelman and the late  
Dr. Charles D. Kelman  
Kemmerer Family Foundation  
Estate of Barbara B. Kemp  
Eleanora and Michael Kennedy  
Peter Kenner Family Fund  
J. Kevin Kenny  
Kensico Capital Management  
John A. Kent  
Estate of Herman Kerner  
Estate of Charles L. Kerstein  
The Glenn D. Kesselhaut  
Children's Joy Fund  
Estate of Mary F. Kessler  
Mr. and Mrs. Peter A. Kessler  
Coyla E. Ketchy  
Estate of Henri Khouri  
Mr. and Mrs. Charles Khoury  
The Kibel Foundation  
Kids' Cancer Research  
Foundation  
Doris and Floyd Kimble  
Foundation  
The King Family Charitable  
Lead Trust  
Mr. James W. Kinneer II  
Patricia A. Kirby  
Mr. and Mrs. James M.  
Klausmann  
David L. Klein, Jr. Foundation  
Jeffrey Klein and John Goldwyn  
Kleinfeld Bridal Corp.  
Robert D. Klemme  
The Esther and Joseph  
Klingenstein Fund  
Mr. and Mrs. Steven B. Klinsky  
Fernand Koch  
Estate of Gale K. Kokubu  
Estate of Elizabeth Koller  
Mrs. Mitzi Koo

## DONORS TO MEMORIAL SLOAN KETTERING

JANUARY 1, 2002-DECEMBER 31, 2017

Nancy Koodish  
 The Koppelman Family Foundation  
 Robert A. Kotick  
 Kovler Family Foundation  
 Mr. and Mrs. Bruce S. Kovner  
 Oliver Kramer  
 Trust of Clara R. Kraut  
 George R. Kravis  
 Raymond & Bessie Kravis Foundation  
 Enid and Richard Kreindler  
 Mr. and Mrs. Jerome I. Kroll  
 Trust of Grace E. Kruse  
 Mr. and Mrs. David Kuhns  
 Lee and Murray Kushner  
 KVFF Fund  
 Mrs. Thomas G. Labrecque  
 Estate of Schubert L. Lamb  
 Deborah and Peter Lamm  
 Estate of Marvadene B. LaMonica  
 The Edward & Kinga Lampert Foundation  
 Mr. and Mrs. Barry Lang  
 Estate of Annie Langen  
 Estate of Anne Lanigan  
 J. Clair and Pamela Lanning  
 Mr. and Mrs. Mark Laracy  
 Estate of Peter J. Laraia  
 The Forrest & Frances Lattner Foundation  
 Dr. Gerald D. Laubach  
 The Lavin Family Foundation  
 The M. J. & Caral G. Leboworth Foundation  
 Trust of Edwin S. Lee, Jr.  
 Gary Leet  
 The Lefkofsky Family Foundation  
 Lehman Brothers Inc.  
 Karen and James Lehrburger  
 Mr. and Mrs. Lewis E. Lehrman  
 Ernest E. & Marian E. Lehto Joint Trust  
 Trust of Martha B. Leigh  
 Estate of Helen Lesniewski  
 The Leukemia & Lymphoma Society  
 Charles and Margaret Levin Family Foundation, Inc.  
 Laurence W. Levine Foundation  
 Estate of Dina Levinsky  
 Elvire Levy  
 Estate of Erna T. Lewine  
 Mr. and Mrs. Robert Liberman  
 The Marvin and Kay Lichtman Foundation  
 Light of Life Foundation  
 Trust of Wilhelmina I. Lipfert  
 Mr. and Mrs. Ira A. Lipman  
 Lisa's Heart Kids' Cancer Research Fund  
 The Harold I. & Faye B. Liss Foundation  
 Mr. and Mrs. Martin Liss  
 The Lucius N. Littauer Foundation  
 The Litterman Family Foundation  
 Estate of Seymour Litwack  
 Shaojun Liu  
 Live, Love, Laugh Foundation  
 Estate of Santina Livolsi  
 Demarest Lloyd, Jr. Foundation  
 Lloyds Banking Group  
 Jeanette and Peter Loeb  
 Stephanie and James Loeffler  
 Long Island League to Abolish Cancer  
 Estate of Margaret S. Longwell  
 Estate of Elizabeth Loos  
 Estate of Anthony Lopez  
 Mr. and Mrs. José Luis Los Arcos  
 James J. and Marianne B. Lowrey  
 The Lucerne Foundation  
 Cynthia and Dan Lufkin  
 Eric and Susan Luse  
 Ronald S. Lux  
 Mr. and Mrs. Alexander P. Lynch  
 Trust of John F. Lynch  
 Estate of Kathleen E. Lynch  
 Estate of Charles S. Lyons  
 Estate of Melvin E. Lyons  
 Josiah Macy, Jr. Foundation  
 Arthur & Holly Magill Foundation  
 The Maguy Foundation  
 The Arthur I. and Susan Maier Foundation  
 Estate of Margaret E. Maihl  
 Estate of Margaret H. Mairs  
 Trust of Helen E. Major  
 Estate of Mariette P. C. Major  
 Estate of Morris Major  
 Estate of Walter Malen  
 Herbert J. Maletz  
 Estate of Irving and Harriet Malitson  
 Peter L. Malkin  
 Elissa Caterfino Mandel  
 Karen G. Mandelbaum  
 Estate of Harry Marder  
 Estate of Ida Mae Margolis  
 Trust of Carlton G. Marie  
 Edward J. Marino  
 Jerome S. and Maria Markowitz  
 Zvi and Linda Markowitz  
 Estate of Benjamin Marmer  
 Karen Marshon  
 The Christina & Paul Martin Foundation  
 Estate of Emilie Martin  
 Trust of Richard W. Martin  
 Mr. and Mrs. Roman Martinez IV  
 Jo-Ann Marx, MD  
 Estate of Johanna Marx  
 Estate of Rita B. Masse  
 Mary Jane Massie, MD, and Mr. William E. Pelton  
 James Mathos  
 Estate of Alice Matonic  
 The Hale Matthews Foundation  
 Trust of Walter J. Matthews  
 The Matt's Promise Foundation  
 Reuben and Rose Mattus and Doris and Kevin Hurley Family Foundation  
 Sir Deryck and Lady Va Maughan  
 Maverick Capital Charities  
 Max Mara USA, Inc.  
 Mr. and Mrs. Hamish Maxwell  
 Maynard Childhood Cancer Foundation  
 Mr. Michael Mazzucca  
 Amory and Sean McAndrew  
 Estate of Ralph L. McBean  
 Estate of Ann C. McBride  
 Estate of Donald J. McCarraher  
 Estate of Joe B. McCawley  
 Mr. and Mrs. Jeffrey A. McDermott  
 Lee McDonald  
 McDonald Financial Group  
 Ralph McDonough  
 The Dextra Baldwin McGonagle Foundation  
 McGraw-Hill Companies  
 McKeen Fund  
 Mr. and Mrs. Edward B. McKeough  
 The McKnight Endowment Fund for Neuroscience  
 Estate of Geoffrey McLoughlin  
 Peter F. McManus Charitable Trust  
 Estate of Mary E. McMaster  
 Mr. and Mrs. David B. McQueary  
 The Meckler Foundation  
 Mr. and Mrs. Keith A. Meister  
 Melanoma Research Foundation  
 The Melville Foundation  
 Mr. and Mrs. Prakash Melwani  
 Estate of Dorris M. Mendelsohn  
 Estate of Irving M. Mendelson  
 Richard and Ronay Menschel  
 Estate of Lorraine Mensing  
 Trust of Richard C. Merklen  
 Julia and Gilbert Merrill Foundation  
 Estate of Amy Joan Meskin  
 Trust of Ruth W. Metcalfe  
 Mr. and Mrs. Frank A. Metz, Jr.  
 Estate of Abby E. Meyer  
 Margaret L. Meyer  
 Estate of Ursula Meyer  
 The Emanuel N. Micallef Foundation  
 Mrs. Sidney Michael  
 Trust of William M. Michaelson  
 Trust of Florence B. Mickels  
 Cristine Meredith Miele Foundation  
 The Mike and Steve Foundation  
 Elaine P. Miles  
 Eleanor F. Miley  
 Romeo Milio Lynch Syndrome Foundation  
 Carolyn Rosen Miller Family Foundation  
 Mr. and Mrs. Donald K. Miller  
 Mr. and Mrs. Larry J. Miller  
 Mr. and Mrs. Matthew Miller  
 Mrs. Mary E. S. Milligan  
 Monroe & Judith Milstein Philanthropic Fund  
 Estate of Dorothy B. Minard  
 Allen Minsky  
 Surendra Nath Misra  
 Leslie M. Modell  
 Trust of Nettie Moffenson  
 Estate of Catherine Mohan  
 Estate of Irene Mokrzycki  
 Trust of Celestine Elizabeth Moloney  
 Estate of William Monaghan  
 Pauline M. Monteleone  
 Arthur R. Montgomery  
 John and Hee-Jung Moon  
 Estate of Pauline Moor  
 Mr. and Mrs. Charles V. Moore  
 The Gordon and Betty Moore Foundation

## DONORS TO MEMORIAL SLOAN KETTERING

JANUARY 1, 2002–DECEMBER 31, 2017

Estate of Percy W. Moore  
Tom & Judy Moore Foundation  
The Garrett and Mary Moran Trust  
Estate of Barbara B. Morgan  
Melissa and Chappy Morris  
Alfred L. and Annette S. Morse Foundation  
Ken and Linda Mortenson  
Estate of Lisa F. Morton  
Mr. and Mrs. George K. Moss Moss Foundation  
Manuel and Mercedes Mosteiro  
Lisa and Marcelo Mottes  
Trust of Helen J. Mueller  
Virginia M. Mueller  
Estate of Irving Mulde  
Mrs. Sandy Mulligan  
Estate of Earl Muroff  
Mr. and Mrs. Thomas W. Murphy II  
Ernest Muth  
Sir and Mrs. Arthur D. Myers  
Estate of Elaine Nachamis  
The National Genetics Foundation, Inc.  
NBC Universal  
Trust of Joshua Needelman  
Estate of Leslie A. Nelkin  
Jane R. Nessen  
New York City District Council of Carpenters Relief and Charity Fund  
New York State Bowling Association  
New York State Fraternal Order of Police Foundation  
New York State Health Foundation  
Gerald L. Nichols and Jacqueline W. Nichols Foundation  
The Gertrude B. Nielsen Charitable Trust  
Joseph P. Noonan  
The Northrop Family/Linda Northrop Fund for Ovarian Cancer Research  
Trust of Robert F. Novak  
The Nussbaum/Kuhn Foundation  
The Michael A. O'Bannon Foundation  
Trust of Anita Ober  
Estate of James O'Brien  
Estate of Ernestine A. O'Connell

Mr. and Mrs. Jeremiah O'Connor  
The Drew O'Donoghue Fund  
Trust of Emily C. O'Grady  
Dara and Tim O'Hara  
Estate of Lynn O'Hara  
Estate of Grace O'Hare  
Wendy O'Neill  
Oki Data Americas, Inc.  
Harold N. Openshaw, Jr.  
Mr. and Mrs. John D. Opie  
The Katie Oppo Research Foundation  
Optiscan  
Estate of Elaine Orbach  
The Orchard Farm Foundation  
Julie and Doug Ostrover  
Otis Elevator Company  
Mr. and Mrs. Gunnar S. Overstrom III  
William and Ella Owens Medical Research Foundation  
Mr. and Mrs. Neil Padron  
Daniel P. and Nancy C. Paduano Family Foundation  
Mr. and Mrs. Gregory K. Palm  
Pam's Pals Inc.  
Mr. and Mrs. Jordan M. Pantzer  
Estate of Thomas Parissidi  
The Parnassus Foundation  
Rosalie Pataro  
Trust of Edith Pattison  
Estate of Herman L. Paul, Jr.  
Pediatric Brain Tumor Foundation  
Pells-Mayton Foundation  
Trust of James A. Pemberton  
Mrs. Richard T. Perkin  
Mort Perlroth  
The Dina Perry Charitable Fund  
Lisa and Richard Perry  
Sandy and Norman Pessin  
Estate of Ruth Peterson  
Estate of Frederick D. Petrie  
Samantha and Ernst Pfenninger  
Trust of Peter H. Pflugk  
Phelps Family Foundation  
Phoebe's Phriends, Inc.  
Estate of Edmund Piasecki  
Trust of Charles V. Pickup  
Estate of Irene Pickup  
Mr. Alessandro Pinto  
Mr. and Mrs. Roy R. Plum  
Estate of Beatrice Pockrass  
Estate of John E. Polek  
Abigail Pollak

Mr. and Mrs. Gerard Pompilio  
The Ponagansett Foundation, Inc.  
Janis Z. Porch  
Cynthia and Gary Porter  
Trust of Ann C. Porterfield  
Dennis B. Poster  
Estate of Edna G. Potter  
Estate of John A. Powers  
John and Jane Powers Foundation  
Trust of Ruth S. Prall  
Prevent Cancer Foundation  
Rita Price  
The Procter & Gamble Company  
Estate of Ardys M. and Harold I. Proctor  
Project Ladybug, Inc.  
The William H. Prusoff Foundation  
Dr. and Mrs. Mark Ptashne  
Estate of Richard I. Purnell  
Richard I. Purnell Fund  
Bambi Lyman Putnam  
Trust of Anna Marie Putti  
The Quain Family  
Roselyn Flaum Radcliffe  
Trust of Samuel J. Radcliffe, Jr.  
Trust of Betty Raiff  
Richard E. Rainwater  
Estate of John T. Rakowski  
Norman R. and Ruth Rales Foundation  
Rally Foundation  
Mary L. Ralph Philanthropic Fund  
Mr. and Mrs. Edward A. Rankin  
Theodore A. Rapp Foundation  
Theodore S. Rappaport, PE, PhD, NYU Wireless, NYU Langone Medical Center  
John H. Rassweiler  
Estate of Frank Rea, Jr.  
Abigail T. Reardon  
Estate of Phyllis E. Redmerski  
Elenore Reed  
Estate of John Bradbury Reed  
Estate of Martha Cuneo Reed  
Estate of Samuel P. Reed  
Compton Rees, Jr.  
Odette Regine Foundation  
Christine and Mark Reichenbaum  
Renaissance Charitable Foundation  
The Beatrice Renfield Foundation

Mr. and Mrs. Ira L. Rennert  
Olivier and Yosun Reza  
The Audrey Rheinstrom and Anne Blevins Fund  
Estate of Roland S. Rhode  
Judy Rhulen and Family  
Martin Rich  
Trust of A. Leslie Richardson  
Dr. and Mrs. Peter C. Richardson  
Dee Dee Ricks  
John and Emma Riconda  
Trust of Margaret L. Rigby  
Estate of Evelyn J. Rimosukas  
Estate of Harry Rinehimer  
Estate of Elizabeth M. Ringo  
Trust of Victoria Rinius  
The Fannie E. Rippel Foundation  
Estate of Norma Risman  
Abigail Rittmeyer  
The RMF Family Fund, Inc.  
The Caitlin Robb Foundation  
Bernard and Elaine Roberts  
Estate of Floyd B. Roberts  
Trust of Irene M. Roberts  
Vivien Rock  
Robert and Ardath Rodale Family Foundation  
Rodale, Inc.  
Estate of Maria Rolfe  
Michael Romanes  
Sheldon Rose  
Estate of Sylvia Rosenberg  
Trust of Ilsa Rosenblum  
Trust of Evelyn Rosenstein  
Jeffrey Rosenzweig Foundation for Pancreatic Cancer Research  
Leo Rosner Foundation  
Estate of Barbara Ross  
Mrs. Howard L. Ross  
Estate of Sylvia Ross  
Estate of Eva L. Rothberg  
Philip and Marcia Rothblum Foundation  
Mr. and Mrs. Eric A. Rothfeld  
Estate of Eleanor S. Rothstein  
Estate of Geraldine E. Rove  
Denise Rover  
Kylie Rowand Foundation  
Fran and Jeff Rowbottom  
Mr. and Mrs. Charles Royce  
Estate of Pearl Rubin  
Rose G. Rubenstein  
Mr. and Mrs. Mitchell E. Rudin  
Jane and Mal Rudner

## DONORS TO MEMORIAL SLOAN KETTERING

JANUARY 1, 2002–DECEMBER 31, 2017

Estate of Maria Stella Ruggirello  
 Estate of Katherine L. Rummeler  
 The Russell Family  
 Estate of Roberta Russo  
 Estate of Eileen B. Ruthrauff  
 The Derald H. Ruttenberg Foundation  
 Alexia Hamm Ryan and Baird Ryan  
 Trust of Anne I. Ryan  
 Martin Sabowitz and Muriel Goldrich  
 Mrs. Joan H. Sadoff  
 The Saibel Foundation  
 Estate of V. Edward Salomon  
 Mr. and Mrs. Eugene L. Salem Salesforce.Org Foundation  
 Mr. and Mrs. William R. Salomon  
 Trust of Rose K. Salzwas  
 Samourkas Foundation of New York  
 Trust of Sidney Samuels  
 Estate of Henry Sanborn  
 Estate of Andrew D. Sanders  
 The Sandler Family  
 Nina and Julian Sandler Charitable Fund  
 Lt. Colonel (Ret.) Joseph Santa Barbara  
 Mrs. Barbara Santangelo  
 Estate of Ida M. Scagliarini  
 Scalamandr  Silks  
 Didi and Oscar S. Schafer  
 Peter L. Schaffer  
 Mr. and Mrs. Charles W. Scharf  
 Estate of Richard Scharff  
 Estate of Lee D. Schanbam  
 Estate of Sylvia Schatzman  
 The LeRoy Schechter Foundation  
 Trust of John F. Scheich  
 Bill Scherman and Holly Joyner  
 Pasco L. Schiavo  
 The Sarah I. Schieffelin Residuary Trust  
 Estate of Josephine L. Schiff  
 Trust of Marina C. Schloesser  
 Mr. and Mrs. David L. Schlossberg  
 Estate of Billie Schneider  
 The Schneider-Kaufmann Foundation, Inc.  
 Trust of Edward K. Schnepf  
 Adolph & Ruth Schnurmacher Foundation  
 Trust of Lola Schug  
 Estate of Harold B. Schwartz  
 Theodore G. Schwartz Family Foundation  
 Estate of Rosalind Schwartzbach  
 Trust of Paul J. Schwarz  
 Mrs. Arline Schwarzman  
 Mr. and Mrs. Stephen A. Schwarzman  
 Mr. and Mrs. Jeffrey E. Schwendeman  
 Trust of Robert E. Schwenk  
 Trust of Fred J. Scollay  
 Estate of Jewel C. Seab  
 Secunda Family Foundation  
 The Jean & Charles Segal Foundation  
 Janet Prindle Seidler Foundation  
 Mr. David Sekiguchi  
 Rena Selden  
 The Maryam and Hervey Seley Foundation  
 Rosemary Selky  
 R. B. Sellars Foundation  
 Dominique Senequier  
 Sephardic Hospital Fund – Medstar  
 The Jacqueline Seroussi Memorial Foundation  
 L. J. Sevin  
 Harold Shames  
 Estate of Reuben Shane  
 Trust of Robert A. Shanley  
 Regina and Sam Shapiro  
 Estate of Saul Shapiro  
 The Sharma Foundation  
 Trust of Margaret S. Sharp  
 Mrs. Patricia C. Shaw  
 Estate of Bernice Baruch Shawl  
 Estate of Alice Sherwin  
 The Shevell Family  
 Estate of Leo A. Shifrin, MD  
 Mr. and Mrs. Stanley B. Shopkorn  
 Mr. and Mrs. William Shulevitz  
 Estate of Grace R. Shulman  
 Trust of Rose L. Shure  
 Mr. and Mrs. Steven J. Sidewater  
 Muriel F. Siebert Foundation  
 Michael and Susan Siegel  
 Estate of Ruth Siegmann  
 Estate of Mary Siekert  
 Trust of Walter Silberfarb  
 Mr. and Mrs. Robert H. Silver  
 The Slomo & Cindy Silvan Foundation  
 Estate of Donna Simon  
 The Seymour Simon Charitable Trust  
 Marilyn M. Simpson Charitable Trust  
 Simpson Thacher & Bartlett Trust  
 Trust of Marie A. Sinclair  
 Trust of Otto K. & Harriet J. Singer  
 Estate of Shirley Singer  
 Estate of Madeline Sisia  
 Estate of Evelyn M. Skolnick  
 Sky Zone Franchise Group  
 SL 2005 Family Trust  
 Estate of Alvin F. Sloan  
 Dr. and Mrs. Bernard E. Small  
 Suse Smetana  
 Louis and Dora Smith Foundation, Inc.  
 Estate of Mary M. Smith  
 Mr. and Mrs. Michael S. Smith  
 The Randall and Kathryn Smith Foundation  
 Mr. Robert J. Smith  
 Estate of Woodrow Q. Smith  
 Estate of Dorothy Smolen  
 Catherine M. Smolich  
 Trust of Robert J. Smutny  
 Mr. and Mrs. Jay T. Snyder  
 Society of Interventional Oncology  
 Valerie L. Sodano  
 The Harry & Estelle Soicher Foundation  
 Trust of Robert Solnick  
 Therese and Marshall Sonenshine  
 Professor and Mrs. C. Alan Soons  
 Estate of Sharon Sorok  
 Soros Fund Charitable Foundation  
 Trust of Robert Solnick  
 Therese and Marshall Sonenshine  
 Professor and Mrs. C. Alan Soons  
 Estate of Sharon Sorok  
 Soros Fund Charitable Foundation  
 Sotheby's  
 The Honorable Joyce L. Sparrow  
 Estate of Manette H. Speas  
 Adam R. Spector Foundation  
 Mr. and Mrs. Richard A. Spelke  
 Trust of Henry Spenadel  
 Estate of Regina W. Spence  
 Alvira R. Spencer  
 Estate of DeAnne Spencer  
 Estate of Agnes Spillmer  
 Trust of Ruth M. Stafford  
 Walter Stamm  
 Staten Island Yacht Sales, Inc.  
 Mr. and Mrs. Robert A. Staub  
 Esta Eiger Stecher  
 Mr. and Mrs. Edward C. Steele  
 Estate of Sanford L. Steelman  
 Marie C. Stefanos  
 The St. Giles Foundation  
 Estate of Dennis Stein  
 The Fred & Sharon Stein Foundation  
 Mr. and Mrs. Ernest F. Steiner  
 Mrs. Nancy Steinfeld  
 The Ernest E. Stempel Foundation  
 The Aaron and Betty Lee Stern Foundation  
 Estate of Irene Stern  
 Derek Stevens  
 Estate of Winona H. Stevens  
 J. McLain Stewart  
 Estate of Rebecca Stohl  
 Mr. and Mrs. Stuart P. Stoller  
 Mr. and Mrs. Norman L. Stone  
 Stony Wold-Herbert Foundation  
 Estate of Martha W. Stouffer  
 Estate of Clair B. Stough  
 Estate of Gene K. Strange  
 Mr. and Mrs. John R. Strangfeld  
 Estate of Alice K. Straschil  
 Martha Washington Straus and Harry H. Straus Foundation, Inc.  
 Estate of Herta Strauss  
 Lauri Strauss Leukemia Foundation  
 Geraldine Stutz Trust Inc.  
 Trust of Mary R. Suchanski  
 Mr. and Mrs. Robert J. Sullivan  
 Trust of George O. Summers  
 Susquehanna Foundation  
 David W. Sussman  
 Phyllis and Bernard Sussman  
 Coco Swartchild  
 Estate of Sandra Syms  
 The Sy Syms Foundation  
 Dorothy D. Taggart Trust  
 Mr. and Mrs. Jackson P. Tai  
 Trust of Andrew Taras  
 Trust of Joyce A. Taras  
 Edward Tarby  
 Estate of Ruth N. Taub  
 Mr. and Mrs. Brook Taube  
 Andrew and Susan Taussig  
 Taryn Rose International  
 Tay-bandz, Inc.  
 Estate of Florence G. Taylor  
 Estate of Gertrude S. Taylor



## DONORS TO MEMORIAL SLOAN KETTERING

JANUARY 1, 2002–DECEMBER 31, 2017

Trust of James M. Taylor	Estate of June A. Vanderpool	Charles and Elyse Weisenfeld
Team Connor Cancer Foundation	Jonathan and Sarah Vanica	Andrew and Ronnie Weiss
Team Luke vs. Neuroblastoma	(GS Gives)	Estate of Gertrude Weiss
The Sidney and Loretta Teich	Steven Vanover Foundation	Jill and Jeffrey Weiss
Foundation	Varhegyi Foundation	Trust of Gertrude Wellisch
Telethon Italy–US Foundation	The Varnum DeRose Trust	The Nina W. Werblow
Estate of Walter G. Terwedow	Dr. Terry G. Vavra and Linda F.	Charitable Trust
The T. F. Trust	Vavra	Estate of Robert L. Werner
Thank Heaven Foundation	In memory of Madeline C.	Virginia A. Werner
Estate of Theresa M.	Verducci	Estate of E. Olga Wesner
Thingelstad	Estate of Andrea M. Vernick	Mrs. Elizabeth G. Weymouth
Mr. and Mrs. Andrew S. Thomas	Victor's Three D	When Everyone Survives
Estate of Robert P. Thome	The Victoria's Smile Foundation	Whip Pediatric Cancer
Trust of Robert W. and Pauline	Trust of Eva Vida	John C. Whitaker
Z. Thompson	Maria von Bothmer Villalba	Estate of Frank A. Widenksi
Trust of Vernon Thompson	The Family of Maria Elena	Nancy P. Widmer
The Vernon F. & Mae E.	Villanueva	Mr. and Mrs. Gene Wilder
Thompson Charitable	Estate of Dorothy Voelker	Mr. Daniel Wilderman and Ms.
Foundation	Trust of Anna L. Vogel	Barbara Rockenbach
Thrill Hill Productions	Estate of Gertrude Vogel	Wilderness Point Foundation
Trust of Bridget Tiedman	Ralph W. Voit	The Wilf Family Foundation
Tiffany & Co.	Mr. and Mrs. John Vollaro	Lise & Jeffrey Wilks Family
The Laurie M. Tisch	Trust of Beverly Wachtel	Foundation
Illumination Fund	Wachtell, Lipton, Rosen & Katz	Andrea J. Will Memorial
Estate of Margaret R. Tomas	The Paul E. and Mary Wagner	Foundation
Trust of Bertha Tomaska	Trust	Trust of Kyle Will
Estate of Milton Topolsky	Estate of Lillie M. Waldon	Barbara F. Williams
Estate of John J. Tormey	Wallace Special Projects Fund	Mr. and Mrs. Eugene F.
The Tortuga Foundation	Mr. and Mrs. Scott S. Wallach	Williams III
Estate of Virginia M. Toth	Mr. and Mrs. Paul D. Walsh	Estate of Phyllis E. Williams
Trust of Angelina Ann Tovar	James M. and Marianne Walter	Williams Trading LLC
Toys 'R' Us Children's Fund	Estate of Frances M. Wanek	Trust of Helen A. Wilson
Mr. and Mrs. David C. Tracey	Mr. and Mrs. Desmond Wang	Helen and Stanley Wissak
Jill Tracey	The Warburg Pincus Foundation	Michel C. Witmer
Estate of Rita L. Tracey	Estate of Shirley I. Warner	Estate of James B. Wittrock
Trust of Helen A. Trahin	Warren/Soden/Hopkins Family	The Henry Wolf Foundation
Trust of Dorothy B. Traufeld	Foundation	Trust of Toby Wolfberg
Beatrice Travis-Cole	Mr. and Mrs. Bruce Wasserstein	Alice Aeschliman Wolfe
The Bud Traynor Memorial	Elizabeth T. Wassmundt	Mrs. Barbara Wolfson
Fund, Inc.	Estate of Shirley F. Watkins	Estate of Gordon Wootton
Estate of Ruth Tropp	Jesse O. and Doris R. Weaver	Deborah C. Wright
The W. James & Jane K.	Fund	Trust of Twylia H. Wright
Truettner Foundation	Mr. and Mrs. Peter Webster	Estate of Bernadette WyrOUGH
Scott and Margy Trumbull	Mr. and Mrs. Bradford G.	Ofer J. Yardeni
Estate of Ina Tuckman	Weekes III	Estate of Arthur P. Young
Estate of R. Read Tull	Mr. and Mrs. John G. Weiger	Estate of Ellen Youngelson
Lucien L. and Shirley Turk	Trust of Gertrude H. Weiler	Alfred D. Youngwood
John J. Twomey	Mrs. John L. Weinberg	Zegar Family Foundation
Ahavas Tzedek Foundation	Marc S. Weinberger	The Patricia J. and Edward W.
David V. Uihlein, Sr.	Danny M. Weinheim	Zeh Charitable Foundation
Mr. and Mrs. Mark D. Unger	The Isak & Rose Weinman	The Isaac Ziegler Charitable
The Unger Family Foundation,	Foundation, Inc.	Trust
Inc.	The Irving Weinstein	Stanley Shalom Zielony
The Valley Foundation	Foundation	Foundation
Valley of the Sun United Way	Estate of Louis Weinstock	Martha E. Zimmer
The van Ameringen Foundation	Mr. and Mrs. Michael Weisberg	Trust of Marie R. Zingg

## THE SOCIETY OF MEMORIAL SLOAN KETTERING CANCER CENTER

### SUPPORTING RESEARCH

The Society of Memorial Sloan Kettering's Special Projects grants fund innovative research at the Sloan Kettering Institute that is often too nascent to receive support from conventional sources. This year, the grants were awarded to five scientists conducting research in developmental biology, immunology, and computational biology.

Each spring, The Society also awards research grants that specifically focus on providing crucial funding to MSK's promising young investigators. In 2017, the grants were awarded to eight projects, including a study involving diet and obesity and their effect on breast cancer risk, a project exploring the mysteries of cancer metastasis, and a type of radiation therapy for advanced malignant pleural mesothelioma.

The Society's Associates Initiative focused on the effort to establish a new standard of care for pediatric cancer survivors. The number of children surviving cancer is increasing, but the treatments that help these children survive their cancer can have a lasting negative impact, leading to learning disabilities as well as social-emotional and behavioral difficulties. Some children, free of cancer, then face challenges with attention and concentration, processing speed, memory, and social isolation — leading to lowered overall quality of life.

MSK's researchers are seeking ways to identify specific groups of pediatric cancer patients at diagnosis that are at an increased risk for these issues and are implementing home-based computerized cognitive training programs immediately after finishing treatment to minimize ill effects.

The Society's Campaign focused on precision cancer prevention. Launched by Luis Diaz, Head of the Division of Solid Tumor Oncology, the Precision Interception and Prevention initiative is developing ways to tailor cancer prevention and early detection based on an individual's genetic, lifestyle, and environmental risk factors. The goal is to prevent cancer from ever occurring or to intercept it at its earliest stages, maximizing the chance of a cure.

The Society Prize is awarded at the annual MSK Academic Convocation to a researcher, doctor, or team leader who has made a positive and lasting impact in the fight against pediatric cancer. The 2017 recipient of this prize was James Downing, President and CEO of St. Jude Children's Research Hospital in Memphis. Among his many accomplishments, he has had a major influence on defining the genetics and genomics of pediatric cancers. Dr. Downing was instrumental in launching the Pediatric Cancer Genome Project, which has compared the complete genomes from the cancerous and normal cells of more than 800 young patients.

### SUPPORTING PATIENT CARE

Some of the most cherished traditions and events at MSK — including the festive holiday parties held throughout the year, complete with overflowing gift bags for patients — are sponsored by The Society. This year was no different, with more than 200 of our youngest patients and their families and friends at Pediatric Prom in May.

### SUPPORTING EDUCATION

Established in 2016 and first awarded in 2017, The Society Scholars Prize is intended to honor postdocs performing at the highest levels who are also managing additional familial obligations and adjusting to being new parents.

This merit-based prize is awarded annually to at least ten full-time postdoc researchers who complete a brief application and personal statement. They are reviewed by a selection panel made up of MSK faculty parents, with final approval from The Society president in consultation with its executive committee. The prize provides a cash award for up to four years and is open to postdocs at MSK who have a dependent child under four years of age. ■

“

The Society is a group of dedicated, caring women. It is absolutely necessary that we continue to support the incredible strides Memorial Sloan Kettering Cancer Center has made through its research and patient care initiatives.”

—JAMEE GREGORY

1. Society President Jamee Gregory and Madison Avenue Business Improvement District President Matthew Bauer at the 31st Miracle on Madison Avenue shopping event benefiting The Society of MSK on December 2.



2. Pediatric oncologist Farid Boulad, Medical Director of the Pediatric Day Hospital, with a young friend at Pediatric Prom.

3. *From left:* Physician-in-Chief José Baselga, Silvia Garriga, Board Chair Douglas Warner, former Society President Lavinia Branca Snyder, Roser Salavert, Sloan Kettering Institute Director Joan Massagué, Tullia Lindsten, and MSK President and CEO Craig Thompson at The Society's Spring Ball.

4. *From left:* Kristin Allen, Walter S. Tomenson III, Deborah DeCotis, Kirk Henckels, Jamee Gregory, Eugenie Niven Goodman, Mindy Webster, Benjamin Stokes, and Samuel Goldworm at The Society's Special Projects Dinner.



## THE SOCIETY OF MEMORIAL SLOAN KETTERING CANCER CENTER ADMINISTRATIVE BOARD

### EXECUTIVE COMMITTEE

**JAMEE GREGORY**  
*President*

**MRS. MICHAEL CARR**  
*Vice President*

**ALEXIA HAMM RYAN**  
*Vice President*

**MRS. RICHARD A. MILLER**  
*Vice President*

**MRS. SCOTT C. JOHNSTON**  
*Treasurer*

**MRS. LARS FORSBERG**  
*Assistant Treasurer*

**KATE ALLEN**  
*Secretary*

**MRS. TIMOTHY P. O'HARA**  
*Assistant Secretary*

**MARTHA VIETOR GLASS**  
*Past President*

### MEMBERS-AT-LARGE

Muffie Potter Aston  
Mrs. James Halsey Bell  
Mrs. Alan J. Blinken  
Tory Burch  
Mrs. Bryan J. Carey  
Mrs. Kevin C. Coleman  
Mrs. Peter G. Cordeiro  
Mrs. Archibald Cox, Jr.  
Jennifer Creel  
Mrs. Michael J.A. Darling  
Mrs. Marvin H. Davidson  
Mrs. Hilary Dick  
Webb Egerton  
Mrs. Christopher Errico

Gretchen Gunlocke Fenton  
Ruth G. Fleischmann  
Elizabeth Kirby Fuller  
Mrs. Robert M. Gardiner  
Mrs. Mark V. Giordano  
Mrs. Thomas S. Glover  
Eugenie Niven Goodman  
Mrs. Roger P. Griswold, Jr.  
Shoshanna Gruss  
Leslie Heaney  
Shabnam Henry  
Melanie Seymour Holland  
Robyn Lane Joseph  
Victoria Greenleaf Kempner

Mrs. Michael Kennedy  
Martha O'Brien Lamphere  
Patricia Herrera Lansing\*  
Kamie Lightburn  
Stephanie Loeffler  
Mrs. Roman Martinez IV  
Joyce L. Moss  
Jennifer Gaffney Oken  
Palmer Jones O'Sullivan\*  
Mrs. Gunnar S Overstrom, III  
Marcie Pantzer  
Mrs. Richard T. Perkin  
Debra Pipines  
Shafi Roepers

Mrs. Louis Rose  
Mrs. Paul C. Schorr IV  
Martha Sharp\*  
Mrs. Stephen C. Sherrill  
Hope Geier Smith\*  
Mrs. Sean P. Smith  
Amanda Taylor  
Mrs. Andrew S. Thomas  
Maria von Bothmer Villalba  
Victoria Vought  
Naomi Waletzky  
Mrs. Martha Webster  
Eleanor Ylvisaker  
Mrs. Caryn Zucker

### SUSTAINING BOARD

Courtney Arnot  
Mrs. Andres Bausili  
Mrs. Andrew M. Blum  
Dianne G. Crary  
Mrs. James F. Curtis III  
Mrs. James H. Dean  
Antonia Paepcke DuBrul  
Mrs. Thomas J. Fahey, Jr.

Mrs. Thomas M. Fitzgerald III  
Mrs. Roberto de Guardiola  
Mrs. John S. Hilson  
Mrs. Ann F. Jeffery  
Suzie Kovner  
Mrs. Brian A. McCarthy  
Mrs. S. Christopher Meigher III  
Mrs. Minot K. Milliken

Mrs. George F. Moss  
Mrs. Charles H. Mott  
Nancy Coffey Nagler  
Mrs. Samuel F. Pryor IV  
Mrs. Bambi Putnam  
Mrs. Benjamin M. Rosen  
Evelyn Angevine Silla  
Mrs. Paul Soros

Mrs. Richard J. Sterne  
Leith Rutherford Talamo  
Mrs. Michael L. Tarnopol  
Alexis Robinson Waller  
Patricia G. Warner  
Mrs. Thomas E. Zacharias

### PRESIDENT'S COUNCIL

Mrs. Rand V. Araskog  
D. Dixon Boardman

Nina Garcia Conrod  
Mrs. Charles A. Dana, Jr.

Julie Geier  
Mrs. Richard S. LeFrak

Mrs. Donald B. Marron  
Linda Gosden Robinson

### PAST PRESIDENTS

Mrs. Coleman P. Burke  
Mrs. Edwin M. Burke  
Mrs. William M. Carson  
Mrs. Walter B. Delafield  
Mrs. Charles H. Dyson

Mrs. Bruce A. Gimbel  
Alison Barr Howard  
Mrs. Peter D. Jones  
Mrs. Kerry King  
Mrs. Arie L. Kopelman

Mrs. Thomas V. Leeds  
Mrs. Derek L. Limbocker  
Jean Rimmel Little  
Mrs. M. Anthony May  
Mrs. Frank A. Metz, Jr.

Dr. Annette U. Rickel  
Mrs. Bijan Safai  
Lavinia Branca Snyder

### FOUNDER

Mrs. Edward C. Delafield

\*indicates new member

**PRODUCED BY**

Department of Communications  
Memorial Sloan Kettering Cancer Center  
1275 York Avenue  
New York, NY 10065

**t** 212-639-3573

**f** 212-639-3576

**Avice A. Meehan**

Senior Vice President and  
Chief Communications Officer

**Ami Schmitz**

Vice President, Editorial  
and Content Strategy

**MANAGING EDITOR**

Jennifer Castoro

**CREATIVE DIRECTOR**

Randi Press

**WRITERS**

Meredith Begley  
Jennifer Castoro  
Julie Grisham  
Bill Piersol  
Jim Stallard  
Matthew Tontono

**PRODUCTION MANAGER**

Emily Kastl

**CONTRIBUTORS**

Donna DePaolis  
Kristin Glick  
Larissa Regala

**PHOTOGRAPHY**

Karsten Moran

**ADDITIONAL PHOTOGRAPHY**

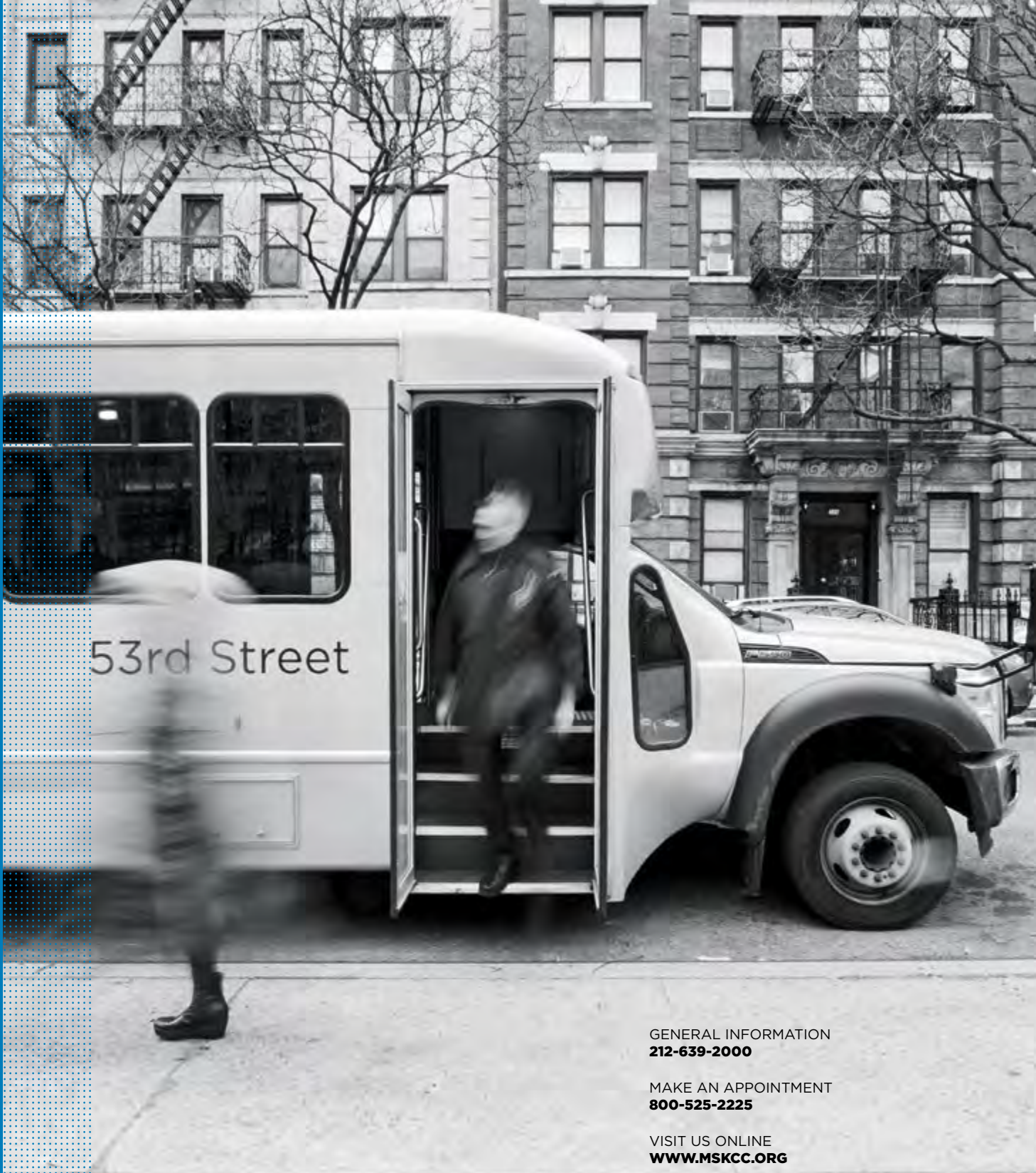
Rick DeWitt  
Kreg Holt  
Michael Prince

**DESIGN**

Ideas On Purpose, New York  
[www.ideasonpurpose.com](http://www.ideasonpurpose.com)

**PRINTING**

Allied Printing Services



53rd Street

GENERAL INFORMATION  
**212-639-2000**

MAKE AN APPOINTMENT  
**800-525-2225**

VISIT US ONLINE  
**[WWW.MSKCC.ORG](http://WWW.MSKCC.ORG)**

[FACEBOOK.COM/SLOANKETTERING](https://FACEBOOK.COM/SLOANKETTERING)

[TWITTER.COM/SLOAN\\_KETTERING](https://TWITTER.COM/SLOAN_KETTERING)

[YOUTUBE.COM/MSKCC](https://YOUTUBE.COM/MSKCC)

[INSTAGRAM.COM/SLOANKETTERING](https://INSTAGRAM.COM/SLOANKETTERING)

**[WWW.MSKCC.ORG/ANNUALREPORT](http://WWW.MSKCC.ORG/ANNUALREPORT)**



**Memorial Sloan Kettering  
Cancer Center**

**1275 YORK AVENUE  
NEW YORK, NY 10065**